




**QUARTERLY PHYSICAL REPORT OF OPERATION**  
As of March 31, 2024

Department : Department of Science and Technology (DOST)  
 Agency/Entity : Philippine Science High School  
 Operating Unit : Diliman Campus  
 Organization Code (UACS) : 19 016 0900001

Particulars	UACS CODE	Physical Target (Budget Year)					Physical Accomplishment (Budget Year)					Variance as of March 31, 2024	Remarks
		1st Quarter	2nd Quarter	3rd Quarter	4th Quarter	Total	1st Quarter	2nd Quarter	3rd Quarter	4th Quarter	Total		
1	2	3	4	5	6	7	8	9	10	11	12	13	14
<b>SCIENCE, TECHNOLOGY, ENGINEERING AND MATHEMATICS (STEM) SECONDARY EDUCATION ON SCHOLARSHIP BASIS PROGRAM</b>	3101000000000000												
OO : Increased competitiveness of Filipinos in Science and Engineering													
Outcome Indicator(s)													
1. Percentage of PSHS graduates pursuing STEM courses		-	-	-	90%	90%	-	-	-	-	-	-	To be reported in 4th Quarter
2. Percentage of winnings/awards/recognition from the total number of STEM-related international (ASEAN included) competitions participated by the PSHS Scholars		90%	90%	90%	90%	90%	450%	-	-	-	450%	360%	
3. Percentile of PSHS students in Math in the US-based Scholastic Aptitude Test (SAT)		-	-	80th percentile	-	80th percentile	-	-	-	-	-	-	To be reported in 3rd Quarter
Output Indicator(s)													
1. Number of scholars supported		1417 (SY 2023-2024)	1417 (SY 2023-2024)	1420 (SY 2024-2025)	1420 (SY 2024-2025)	1420 (SY 2024-2025)	1411 (SY 2023-2024)	-	-	-	1411	-6	
2. Cohort survival rate: Percentage of scholars who advance to the succeeding grade level until they complete the 6-year scholarship period		-	90%	-	-	90%	-	-	-	-	-	-	To be reported in 2nd Quarter
3. Percentage of winnings, awards and recognition from total number of national and international competitions participated		90%	90%	90%	90%	90%	273.33%	-	-	-	273.33%	183.33%	
4. Rank of the campuses based on the overall UPCAT scores of the PSHS student-takers		-	-	Top 20	-	Top 20	-	-	-	-	-	-	To be reported in 3rd Quarter
<b>SCIENCE, TECHNOLOGY, ENGINEERING AND MATHEMATICS (STEM) PROMOTION PROGRAM</b>	3102000000000000												
OO : Increased competitiveness of Filipinos in Science and Engineering													
Outcome Indicator(s)													
1. Percentage of municipalities with applicants to the National Competitive Examination (NCE)		-	-	-	50%	50%	-	-	-	-	-	-	To be reported in 4th Quarter
Output Indicator(s)													
1. Number of municipality recipients of promotional activities		1	2	4	2	9	1	-	-	-	1	-	
2. Percentage of freshmen who were able to get a General Weighted Average (GWA) of 2.5 or better in the second quarter of the school year		90%	-	-	-	90%	100%	-	-	-	100%	-	238/238 students

Prepared By:   
 JAYSON P. BILINGANG  
 PLANNING OFFICER/SST V  
 Date: April 30, 2024 09:13 AM

In coordination with:  
  
 ELIZABETH J. ALAMER  
 SUPERVISING ADMINISTRATIVE OFFICER  
 Date: April 30, 2024 09:13 AM

Approved By:   
 LAWRENCE V. MADRIAGA  
 DIRECTOR III  
 Date: April 30, 2024 10:46 AM

Philippine Science High School System  
Office of the Executive Director

RECEIVED  
APR 30 2024

BY: *lptoynd*  
SERRIE PAULO P. TANGENTE  
REF NO. Records Officer