

MONTHLY REPORT OF DISBURSEMENTS
For the month of June 2021

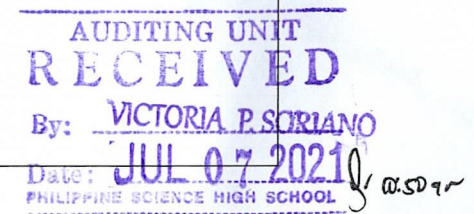

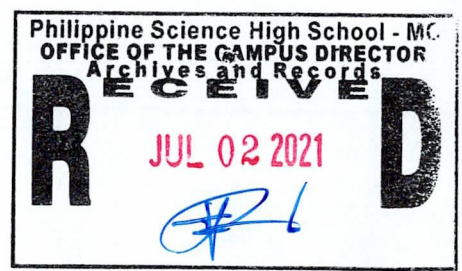
FAR No. 4

Department: Department of Science and Technology
Agency: Philippine Science High School System
Operating Unit: Philippine Science High School Diliman Campus
Organization Code: 19 016 08 00011
Fund Cluster: D1 - Regular Agency Fund

PARTICULARS	CURRENT YEAR BUDGET					PRIOR YEAR'S BUDGET										GRAND TOTAL					Remarks			
	PS	MOOE	FinEx	CO	TOTAL	PRIOR YEAR'S ACCOUNTS PAYABLE					CURRENT YEAR'S ACCOUNTS PAYABLE					PS	MOOE	Fin	CO	TOTAL				
						PS	MOOE	FinEx	CO	Sub-Total	PS	MOOE	FinEx	CO	Sub Total							Total	Sub Total	
-1	-2	-3	-4	-5	(=2+3+4+5)	-7	-8	-9	-10	(=7+8+9+10)	-12	-13	-14	-15	(=12+13+14+15)	(=11+16)	(=18+6+17)	-23	-24	-25	-26	(=23+24+25+26)	-28	
CASH DISBURSEMENT																								
Notice of Cash Allocation (NCA)																								
MDS Checks Issued	3,379,372.19	237,999.99	0.00	0.00	3,617,071.15	0.00	100,917.72	0.00	0.00	100,917.72	0.00	0.00	0.00	0.00	0.00	100,917.72	3,717,988.87	3,379,372.19	338,616.68	0.00	0.00	3,717,988.87		
Advice to Debit Account	8,707,087.23	3,120,335.93	0.00	0.00	11,828,023.16	0.00	1,624,912.23	0.00	23,337,876.30	24,962,788.53	0.00	743,368.28	0.00	0.00	743,368.28	25,706,156.81	37,534,179.97	8,707,087.23	5,489,216.44	0.00	23,337,876.30	37,534,179.97		
Notice of Transfer Allocations (NTA)																								
MDS Checks Issued																								
Advice to Debit Account																								
Working Fund For FAPs																								
Cash Disbursement Ceiling (CDC)																								
TOTAL CASH DISBURSEMENTS	12,086,459.42	3,358,634.89	0.00	0.00	15,445,094.31	0.00	1,725,829.95	0.00	23,337,876.30	25,063,786.25	0.00	743,368.28	0.00	0.00	743,368.28	25,807,074.53	41,252,168.84	12,086,459.42	5,827,833.12	0.00	23,337,876.30	41,252,168.84		
Tax Remittance Advices Issued (TRA)	1,585,647.87	118,203.96	0.00	0.00	1,703,851.83	0.00	126,064.76	0.00	1,306,576.51	1,432,641.27	0.00	41,222.72	0.00	0.00	41,222.72	1,473,863.99	3,177,715.82	1,585,647.87	285,491.44	0.00	1,306,576.51	3,177,715.82		
Non-Cash Availment Authority (NCAA)																								
Disbursements effected through outright deductions from claims (please specify...)																								
Overpayment of expenses (e.g., personnel benefits)																								
Restitution for loss of government property																								
Liquidated damages and similar claims																								
Others (TEF, BTr Documentary Stamp Tax, etc.)																								
TOTAL NON-CASH DISBURSEMENTS	1,585,647.87	118,203.96	0.00	0.00	1,703,851.83	0.00	126,064.76	0.00	1,306,576.51	1,432,641.27	0.00	41,222.72	0.00	0.00	41,222.72	1,473,863.99	3,177,715.82	1,585,647.87	285,491.44	0.00	1,306,576.51	3,177,715.82		
GRAND TOTAL	13,672,107.29	3,476,838.85	0.00	0.00	17,148,946.14	0.00	1,851,894.71	0.00	24,644,452.81	26,496,427.52	0.00	784,591.00	0.00	0.00	784,591.00	27,289,938.52	44,429,884.66	13,672,107.29	6,113,324.56	0.00	24,644,452.81	44,429,884.66		

Summary	Previous Report	This Month	As of to date
NCA	131,496,000.00	28,635,000.00	160,131,000.00
NTA	21,000.00	4,449,600.00	4,470,600.00
Working Fund	-	-	0.00
TRA	9,224,039.91	3,177,715.82	12,401,755.73
CDC	-	-	0.00
NCAA	-	-	0.00
Less: Notice of Transfer of Allocations (NTA)* issued			
Total Disbursement Authorities Available	149,741,039.91	38,282,315.82	177,003,355.73
Less:			
Lapsed NCA Disbursements **	36,057.64	112,421.14	148,478.78
Less: Other Non-Cash Disbursements	132,585,442.80	44,429,884.66	177,015,327.46
Disbursements effected through outright deductions from claims	-	-	-
Overpayment of expenses (e.g., personnel benefits)	-	-	-
Restitution for loss of government property	-	-	-
Liquidated damages and similar claims	-	-	-
Others (e.g., TEF, BTr Docs Stamp, etc.)	-	-	-
Add/Less: Adjustments (e.g., cancelled/staled checks)	78,798.04	83,653.57	162,451.61
Balance of Disbursement Authorities as at date	8,196,336.41	-8,196,336.41	0.00

	Previous Report	This Month	As of to date
TOTAL DISBURSEMENT PROGRAM	229,902,000.00	48,654,000.00	278,556,000.00
LESS ACTUAL DISBURSEMENT	132,585,442.80	44,429,884.66	177,015,327.46
OVER/UNDER SPENDING	97,316,557.20	4,224,115.34	101,540,672.54



Approved By:
DR. LAWRENCE V. MADRIAGA
DIRECTOR III
Date: 7/5/2021

Recommending Approval By:
ELIZABETH J. ALAMER
Chief, Finance and Administrative Division
Date: 7/1/2021

Certified Correct By:
BERNARITO M. CAMAYA
Head Accounting Unit
Date: 07/02/2021

Notes:
* The use of NTA is discouraged
** Amounts should tally with the grand total disbursements (column 27).