

MONTHLY REPORT OF DISBURSEMENTS
For the month of February 2021

FAR No. 4

Department of Science and Technology
 Agency Philippine Science High School System
 Operating Unit Philippine Science High School Diliman Campus
 Organization Code 19 016 08 00011
 Fund Cluster 01 - Regular Agency Fund


PARTICULARS	CURRENT YEAR BUDGET					PRIOR YEAR'S BUDGET										GRAND TOTAL					Remarks			
	PS	MOOE	FinEx	CO	TOTAL	PRIOR YEAR'S ACCOUNTS PAYABLE					CURRENT YEAR'S ACCOUNTS PAYABLE					Sub Total	Total	Sub Total	PS	MOOE		Fin	CO	TOTAL
						PS	MOOE	FinEx	CO	Sub-Total	PS	MOOE	FinEx	CO	Sub Total									
-1	-2	-3	-4	-5	(6=2+3+4+5)	-7	-8	-9	-10	(11=7+8+9+10)	-12	-13	-14	-15	(16=12+13+14+15)	(17=11+16)	(18=6+17)	-23	-24	-25	-26	(27=23+24+25+26)	-28	
CASH DISBURSEMENT																								
Notice of Cash Allocation (NCA)																								
MDS Checks Issued	3,249,014.93	658,779.42	0.00	0.00	3,917,794.35	5,659.60	164,609.84	0.00	145,758.05	316,087.49	0.00	10,755.92	0.00	0.00	10,755.92	326,843.41	4,244,637.76	3,254,874.53	844,205.18	0.00	145,758.05	4,244,837.76		
Advice to Debit Account	9,172,556.63	5,884,066.95	0.00	0.00	15,056,623.58	28,086.30	1,708,526.71	0.00	3,485,078.24	5,221,091.25	0.00	11,262.50	0.00	0.00	11,262.50	5,232,953.75	20,289,577.33	9,200,642.93	7,603,856.16	0.00	3,485,078.24	20,289,577.33		
Notice of Transfer Allocations (NTA)																								
MDS Checks Issued																								
Advice to Debit Account																								
Working Fund For FAPs																								
Cash Disbursement Ceiling (CDC)																								
TOTAL CASH DISBURSEMENTS	12,421,571.56	6,552,846.37	0.00	0.00	18,974,417.93	33,745.90	1,873,196.55	0.00	3,630,836.29	5,537,778.74	0.00	22,018.42	0.00	0.00	22,018.42	5,559,797.16	24,534,215.09	12,455,317.46	8,448,061.34	0.00	3,630,836.29	24,534,215.09		
Tax Remittance Advices Issued (TRA)	1,529,797.95	70,923.60	0.00	0.00	1,600,721.55	0.00	81,842.15	0.00	107,519.10	189,361.25	0.00	1,354.58	0.00	0.00	1,354.58	190,715.83	1,791,437.38	1,529,797.95	154,120.33	0.00	107,519.10	1,791,437.38		
Non-Cash Availment Authority (NCAA)																								
Disbursements effected through outright deductions from claims (please specify...)																								
Overpayment of expenses (e.g., personnel benefits)																								
Restitution for loss of government property																								
Liquidated damages and similar claims																								
Others (TEF, BTr Documentary Stamp Tax, etc.)																								
TOTAL NON-CASH DISBURSEMENTS	1,529,797.95	70,923.60	0.00	0.00	1,600,721.55	0.00	81,842.15	0.00	107,519.10	189,361.25	0.00	1,354.58	0.00	0.00	1,354.58	190,715.83	1,791,437.38	1,529,797.95	154,120.33	0.00	107,519.10	1,791,437.38		
GRAND TOTAL	13,951,369.51	6,623,769.97	0.00	0.00	20,575,139.48	33,745.90	1,955,038.70	0.00	3,738,355.39	5,727,139.99	0.00	23,373.00	0.00	0.00	23,373.00	5,750,512.99	26,325,652.47	13,985,115.41	8,602,181.67	0.00	3,738,355.39	26,325,652.47		


Summary


	Previous Report	This Month	As of to date
NCA	20,976,000.00	20,876,000.00	41,852,000.00
NTA	0.00	21,000.00	21,000.00
Working Fund	-	-	0.00
TRA	1,371,708.47	1,791,437.38	3,163,145.85
CDC	-	-	0.00
NCAA	-	-	0.00
Less: Notice of Transfer of Allocations (NTA)* issued			
Total Disbursement Authorities Available	22,347,708.47	22,688,437.38	45,038,145.85
Less:			
Lapsed NCA	0.00	0.00	0.00
Disbursements **	13,897,313.00	26,325,652.47	40,222,965.47
Less: Other Non-Cash Disbursements			
Disbursements effected through outright deductions from claims			
Overpayment of expenses (e.g., personnel benefits)			
Restitution for loss of government property			
Liquidated damages and similar claims			
Others (e.g., TEF, BTr Docs Stamp, etc.)			
Add/Less: Adjustments (e.g., cancelled/staled checks)	0.00	0.00	0.00
Balance of Disbursement Authorities as at date	8,450,395.47	-3,637,215.09	4,813,180.38

	Previous Report	This Month	As of to date
TOTAL DISBURSEMENT PROGRAM	30,353,000.00	30,247,000.00	60,600,000.00
LESS: ACTUAL DISBURSEMENT	13,897,313.00	26,325,652.47	40,222,965.47
OVER/UNDER SPENDING	16,455,687.00	3,921,347.53	20,377,034.53

Notes:
 * The use of NTA is discouraged
 ** Amounts should tally with the grand total disbursements (column 27).

Certified Correct By:

 BERNARDO M. CAMAYA
 Head Accounting Unit
 Date: 2/19/2021

Recommending Approval By:

 ELIZABETH ALAMER
 Chief, Finance and Administrative Division
 Date: 2/19/2021

Approved By:

 DR. LAWRENCE V. MADRUGA
 DIRECTOR III
 Date: 3/8/2021

AUDITING UNIT
 RECEIVED 2:31 pm
 VICTORIA P. SORIANO
 By: _____
 Date: MAR 09 2021
 PHILIPPINE SCIENCE HIGH SCHOOL

RECEIVED
 MAR 09 2021
 ACCOUNTING UNIT
 PSHSS-OED
 2:18 PM