

Department of Science and Technology
 Agency: Philippine Science High School System
 Operating Unit: Philippine Science High School Diliiman Campus
 Organization Code: 01 - Regular Agency Fund

MONTHLY REPORT OF DISBURSEMENTS
 For the Month of October, 2020

FAR No. 4

PARTICULARS	CURRENT YEAR BUDGET					PRIOR YEAR'S BUDGET					TRUST LIABILITIES					GRAND TOTAL					Remarks															
	PS	MOOE	FinEX	CO	TOTAL	PS	MOOE	FinEX	CO	TOTAL	PS	MOOE	CO	TOTAL	PS	MOOE	Fin	CO	TOTAL																	
CASH DISBURSEMENT	(1)	(2)	(3)	(4)	(5)	(6)	(7)	(8)	(9)	(10)	(11)	(12)	(13)	(14)	(15)	(16)	(17)	(18)	(19)	(20)	(21)	(22)	(23)	(24)	(25)	(26)	(27)	(28)	(29)	(30)						
Notice of Cash Allocation (NCA)	473,887.61	295,732.88	-	-	769,620.59	-	-	-	-	-	-	-	-	-	-	-	-	-	-	-	-	-	-	-	-	-	-	-	-	-	-					
MDS Checks issued	8,261,317.59	4,613,951.56	-	-	13,299,274.50	-	-	-	-	6,996,033.20	-	-	-	-	322,032.85	-	-	-	-	-	-	-	-	-	-	-	-	-	-	-	-					
Advice to Debit Account	-	-	-	-	-	-	-	-	-	-	-	-	-	-	-	-	-	-	-	-	-	-	-	-	-	-	-	-	-	-	-	-				
Notice of Transfer/Allocations (NTA)	-	-	-	-	-	-	-	-	-	-	-	-	-	-	-	-	-	-	-	-	-	-	-	-	-	-	-	-	-	-	-	-				
MDS Checks issued	-	-	-	-	-	-	-	-	-	-	-	-	-	-	-	-	-	-	-	-	-	-	-	-	-	-	-	-	-	-	-	-	-			
Advice to Debit Account	-	-	-	-	-	-	-	-	-	-	-	-	-	-	-	-	-	-	-	-	-	-	-	-	-	-	-	-	-	-	-	-	-	-		
Working Fund For FAs	-	-	-	-	-	-	-	-	-	-	-	-	-	-	-	-	-	-	-	-	-	-	-	-	-	-	-	-	-	-	-	-	-	-		
Insurance Ceiling (CDC)	-	-	-	-	-	-	-	-	-	-	-	-	-	-	-	-	-	-	-	-	-	-	-	-	-	-	-	-	-	-	-	-	-	-		
AL CASH DISBURSEMENTS	8,735,005.20	4,909,684.54	-	-	423,983.35	14,068,658.08	-	192,730.75	-	6,996,033.20	7,089,763.95	-	-	-	322,032.85	322,032.85	7,420,796.80	21,489,481.89	-	-	-	-	-	-	-	-	-	-	-	-	-	-	-	-	-	
Tax Remittance Advances issued (TRA)	1,450,084.93	-	-	-	1,450,084.93	-	-	-	-	-	-	-	-	-	-	-	-	-	-	-	-	-	-	-	-	-	-	-	-	-	-	-	-	-	-	
Non-Cash Advancement Authority (NCAA)	-	-	-	-	-	-	-	-	-	-	-	-	-	-	-	-	-	-	-	-	-	-	-	-	-	-	-	-	-	-	-	-	-	-	-	
Disbursements effected through outright deductions from	-	-	-	-	-	-	-	-	-	-	-	-	-	-	-	-	-	-	-	-	-	-	-	-	-	-	-	-	-	-	-	-	-	-	-	-
Overpayment of expenses (e.g., personnel benefits)	-	-	-	-	-	-	-	-	-	-	-	-	-	-	-	-	-	-	-	-	-	-	-	-	-	-	-	-	-	-	-	-	-	-	-	-
Restitution for loss of government property	-	-	-	-	-	-	-	-	-	-	-	-	-	-	-	-	-	-	-	-	-	-	-	-	-	-	-	-	-	-	-	-	-	-	-	-
Liquidated damages and similar claims	-	-	-	-	-	-	-	-	-	-	-	-	-	-	-	-	-	-	-	-	-	-	-	-	-	-	-	-	-	-	-	-	-	-	-	-
Others (TFF, BTF, Documentary Stamp Tax, etc.)	-	-	-	-	-	-	-	-	-	-	-	-	-	-	-	-	-	-	-	-	-	-	-	-	-	-	-	-	-	-	-	-	-	-	-	
TOTAL NON-CASH DISBURSEMENTS	1,450,084.93	-	-	-	1,450,084.93	-	-	-	-	-	-	-	-	-	-	-	-	-	-	-	-	-	-	-	-	-	-	-	-	-	-	-	-	-	-	-
GRAND TOTAL	10,185,090.13	4,909,684.54	-	-	423,983.35	15,616,780.02	-	192,730.75	-	6,996,033.20	7,089,763.95	-	-	-	322,032.85	322,032.85	7,420,796.80	22,939,576.82	-	-	-	-	-	-	-	-	-	-	-	-	-	-	-	-	-	

Summary

	Previous Report	This Month	As of to date
NCA	259,402,000.00	118,724,000.00	378,126,000.00
NTA	763,700.00	369,595.00	1,133,295.00
Working Fund	-	-	-
TRA	21,464,098.28	1,450,084.93	22,914,183.21
CDC	-	-	-
NCAA	-	-	-

Less: Notice of Transfer of Allocations (NTA)* Issued

Total Disbursement Authorities Available

Less:

Lapsed NCA

Disbursements **

Less: Other Non-Cash Disbursements

Disbursements effected through outright deductions from claims

Overpayment of expenses (e.g., personnel benefits)

Restitution for loss of government property

Liquidated damages and similar claims

Others (e.g., TFF, BTF, Docs Stamp, etc.)

Add/Less: Adjustments (e.g., cancelled/scaled checks)

Balance of Disbursement Authorities as at date

404,519.51

(0.00)

97,647,713.11


97,647,713.11


448,138.51


Notes:

* The use of NTA is discouraged

** Amounts should tally with the grand total disbursements (column 27).

Certified Correct By: 
 REMAROOD M. CAMAYA
 Head Accounting Unit
 Date: 11/2/2020

Recommending Approval By: 
 ELIZABETH S. ADORNER
 Chief/Finance and Administrative Division
 Date: 11/19/20

Approved By: 
 DR. LAWRENCE V. MADRIGA
 DIRECTOR III
 Date: 11/19/20

AUDITING UNIT
 RECEIVED
 NOV 10 2020
 PHILIPPINE SCIENCE HIGH SCHOOL

By: 
 Date: 11/10/2020

Previous Report	This Month	As of to date
57,259,000.00	264,589,000.00	321,848,000.00
22,939,576.82	231,251,463.75	254,190,838.57
18,418,113.07	53,077,535.25	71,495,648.32

DISBURSEMENT