

MONTHLY REPORT OF DISBURSEMENTS
For the Month of JANUARY 1-31, 2019



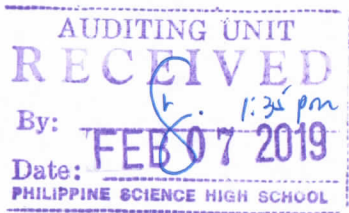
Department: Department of Science and Technology
 Agency: Philippine Science High School System
 Operating Unit: Philippine Science High School Diliman Campus
 Organization Code: 19 016 08 00011
 Funding Source Code: 1 01 101

PARTICULARS	CURRENT YEAR BUDGET					PRIOR YEAR'S BUDGET					GRAND TOTAL						Remarks
	PS	MOOE	Fin Exp	CO	TOTAL	PRIOR YEAR'S ACCOUNTS PAYABLE					PS	MOOE	Fin Exp	CO	TOTAL		
						PS	MOOE	Fin Exp	CO	Sub-Total							
(1)	(2)	(3)	(4)	(5)	(6)	(7)	(8)	(9)	(10)	(11)	(12)	(13)	(14)	(15)	(16)		
JANUARY																	
Notice of Cash Allocation										-	-	-	-	-	-		
MDS Checks Issued	356,428.16	307,499.97		-	663,928.13	400.00	57,235.75		-	57,635.75	356,828.16	364,735.72	-	-	721,563.88		
Advice to Debit Account	6,884,036.94	3,607,614.22		-	10,491,651.16	198,160.96	1,583,958.33		-	1,782,119.29	7,082,197.90	5,191,572.55	-	-	12,273,770.45		
TRA Issued					-	1,038,087.20	74,642.08		788,273.04	1,901,002.32	1,038,087.20	74,642.08	-	788,273.04	1,901,002.32		
TOTAL	7,240,465.10	3,915,114.19		-	11,155,579.29	1,236,648.16	1,715,836.16		788,273.04	3,740,757.36	8,477,113.26	5,630,950.35		788,273.04	14,896,336.65		
FEBRUARY																	
Notice of Cash Allocation					-					-	-	-	-	-	-		
MDS Checks Issued					-					-	-	-	-	-	-		
Advice to Debit Account					-					-	-	-	-	-	-		
TRA Issued					-					-	-	-	-	-	-		
TOTAL	-	-		-	-	-	-		-	-	-	-		-	-		
MARCH																	
Notice of Cash Allocation					-					-	-	-	-	-	-		
MDS Checks Issued					-					-	-	-	-	-	-		
Advice to Debit Account					-					-	-	-	-	-	-		
TRA Issued					-					-	-	-	-	-	-		
TOTAL	-	-		-	-	-	-		-	-	-	-		-	-		
FIRST QUARTER																	
Notice of Cash Allocation					-					-	-	-	-	-	-		
MDS Checks Issued	356,428.16	307,499.97	-	-	663,928.13	400.00	57,235.75	-	-	57,635.75	356,828.16	364,735.72	-	-	721,563.88		
Advice to Debit Account	6,884,036.94	3,607,614.22	-	-	10,491,651.16	198,160.96	1,583,958.33	-	-	1,782,119.29	7,082,197.90	5,191,572.55	-	-	12,273,770.45		
TRA Issued	-	-	-	-	-	1,038,087.20	74,642.08	-	788,273.04	1,901,002.32	1,038,087.20	74,642.08	-	788,273.04	1,901,002.32		
GRAND TOTAL	7,240,465.10	3,915,114.19	-	-	11,155,579.29	1,236,648.16	1,715,836.16	-	788,273.04	3,740,757.36	8,477,113.26	5,630,950.35	-	788,273.04	14,896,336.65		

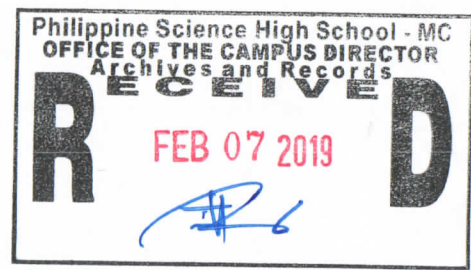
Summary	Previous Report	This Month	As of to date
Total Disbursements Authorities Received			
NCA		60,393,000.00	60,393,000.00
Working Fund			
TRA		1,901,002.32	1,901,002.32
Less: Notice of Transfer Allocations			
Total Disbursements Authorities Available	-	62,294,002.32	62,294,002.32
Less: Lapsed NCA			
Disbursements		14,896,336.65	14,896,336.65
Balance of Disbursements Authorities	-	47,397,665.67	47,397,665.67

Summary	Previous Report	This Month	As of to date
Total Disbursement Program		62,294,002.32	62,294,002.32
Less Actual Disbursements		14,896,336.65	14,896,336.65
Over/Underspending	-	47,397,665.67	47,397,665.67

BERNARDO M. CAMAYA
 Accountant III
 Date: 2/6/19



Dr. Lawrence V. Madriaga
 Director III
 Date: 2/6/19



MONTHLY REPORT OF DISBURSEMENTS
For the Month of JANUARY 1-31, 2019

FAR No. 4

AMMENDED

Department
Agency
Operating Unit
Organization Code
Funding Source Code

Department of Science and Technology
Philippine Science High School System
Philippine Science High School Diliman Campus
19 016 08 00011
1 01 101

PARTICULARS	CURRENT YEAR BUDGET					PRIOR YEAR'S BUDGET					GRAND TOTAL					Remarks
	PS	MOOE	Fin Exp	CO	TOTAL	PRIOR YEAR'S ACCOUNTS PAYABLE					PS	MOOE	Fin Exp	CO	TOTAL	
						PS	MOOE	Fin Exp	CO	Sub-Total						
(1)	(2)	(3)	(4)	(5)	(6)	(7)	(8)	(9)	(10)	(11)	(12)	(13)	(14)	(15)	(16)	
JANUARY																
Notice of Cash Allocation										-	-	-	-	-	-	
MDS Checks Issued	356,428.16	307,499.97		-	663,928.13	400.00	57,235.75		-	57,635.75	356,828.16	364,735.72	-	-	721,563.88	
Advice to Debit Account	6,884,036.94	3,607,614.22		-	10,491,651.16	198,160.96	1,583,958.33		-	1,782,119.29	7,082,197.90	5,191,572.55	-	-	12,273,770.45	
TRA Issued					-	1,038,087.20	74,642.08		788,273.04	1,901,002.32	1,038,087.20	74,642.08	-	788,273.04	1,901,002.32	
TOTAL	7,240,465.10	3,915,114.19		-	11,155,579.29	1,236,648.16	1,715,836.16		788,273.04	3,740,757.36	8,477,113.26	5,630,950.35		788,273.04	14,896,336.65	
FEBRUARY																
Notice of Cash Allocation					-					-	-	-	-	-	-	
MDS Checks Issued					-					-	-	-	-	-	-	
Advice to Debit Account					-					-	-	-	-	-	-	
TRA Issued					-					-	-	-	-	-	-	
TOTAL	-	-		-	-	-	-		-	-	-	-		-	-	
MARCH																
Notice of Cash Allocation					-					-	-	-	-	-	-	
MDS Checks Issued					-					-	-	-	-	-	-	
Advice to Debit Account					-					-	-	-	-	-	-	
TRA Issued					-					-	-	-	-	-	-	
TOTAL	-	-		-	-	-	-		-	-	-	-		-	-	
FIRST QUARTER																
Notice of Cash Allocation					-					-	-	-	-	-	-	
MDS Checks Issued	356,428.16	307,499.97	-	-	663,928.13	400.00	57,235.75	-	-	57,635.75	356,828.16	364,735.72	-	-	721,563.88	
Advice to Debit Account	6,884,036.94	3,607,614.22	-	-	10,491,651.16	198,160.96	1,583,958.33	-	-	1,782,119.29	7,082,197.90	5,191,572.55	-	-	12,273,770.45	
TRA Issued	-	-	-	-	-	1,038,087.20	74,642.08	-	788,273.04	1,901,002.32	1,038,087.20	74,642.08	-	788,273.04	1,901,002.32	
GRAND TOTAL	7,240,465.10	3,915,114.19	-	-	11,155,579.29	1,236,648.16	1,715,836.16	-	788,273.04	3,740,757.36	8,477,113.26	5,630,950.35	-	788,273.04	14,896,336.65	

	Previous Report	This Month	As of to date
Total Disbursements Authorities Received			
NCA		22,498,000.00	22,498,000.00
Working Fund			
TRA		1,901,002.32	1,901,002.32
Less: Notice of Transfer Allocations			
Total Disbursements Authorities Available	-	24,399,002.32	24,399,002.32
Less: Lapsed NCA			
Disbursements		14,896,336.65	14,896,336.65
Balance of Disbursements Authorities	-	9,502,665.67	9,502,665.67

	Previous Report	This Month	As of to date
Total Disbursement Program		24,399,002.32	24,399,002.32
Less Actual Disbursements		14,896,336.65	14,896,336.65
Over/Underspending	-	9,502,665.67	9,502,665.67

BERNARDO M. CAMAYA
Accountant III
Date: 3/6/19

Dr. Lawrence V. Madriaga
Director III
Date:

AUDITING UNIT
RECEIVED
By: 2:50pm
Date: MAR 06 2019
PHILIPPINE SCIENCE HIGH SCHOOL

received: 3/6

MONTHLY REPORT OF DISBURSEMENTS
For the Month of FEBRUARY 28, 2019

FAR No. 4

AMENDED

Department
Agency
Operating Unit
Organization Code
Funding Source Code

Department of Science and Technology
Philippine Science High School System
Philippine Science High School Dilliman Campus
19 016 08 00011
1 01 101

PARTICULARS	CURRENT YEAR BUDGET					PRIOR YEAR'S BUDGET					GRAND TOTAL					Remarks
	PS	MOOE	Fin Exp	CO	TOTAL	PRIOR YEAR'S ACCOUNTS PAYABLE					PS	MOOE	Fin Exp	CO	TOTAL	
						PS	MOOE	Fin Exp	CO	Sub-Total						
(1)	(2)	(3)	(4)	(5)	(6)	(7)	(8)	(9)	(10)	(11)	(12)	(13)	(14)	(15)	(16)	
JANUARY																
Notice of Cash Allocation										-	-	-	-	-	-	
MDS Checks Issued	356,428.16	307,499.97		-	663,928.13	400.00	57,235.75		-	57,635.75	356,828.16	364,735.72	-	-	721,563.88	
Advice to Debit Account	6,884,036.94	3,607,614.22		-	10,491,651.16	198,160.96	1,583,958.33		-	1,782,119.29	7,082,197.90	5,191,572.55	-	-	12,273,770.45	
TRA Issued					-	1,038,087.20	74,642.08		788,273.04	1,901,002.32	1,038,087.20	74,642.08	-	788,273.04	1,901,002.32	
TOTAL	7,240,465.10	3,915,114.19		-	11,155,579.29	1,236,648.16	1,715,836.16		788,273.04	3,740,757.36	8,477,113.26	5,630,950.35		788,273.04	14,896,336.65	
FEBRUARY																
Notice of Cash Allocation										-	-	-	-	-	-	
MDS Checks Issued	2,048,275.82	55,196.12		-	2,103,471.94	3,612.92	-		-	3,612.92	2,051,888.74	55,196.12	-	-	2,107,084.86	
Advice to Debit Account	7,836,368.18	6,240,992.66		-	14,077,360.74	350,995.78	2,022,432.97		3,550,781.53	5,924,210.28	8,187,363.96	8,263,425.53	-	3,550,781.53	20,001,571.02	
TRA Issued	905,314.91	73,916.93			979,231.84	29,362.30	82,759.81			112,122.11	934,677.21	156,676.74	-	-	1,091,353.95	
TOTAL	10,789,958.91	6,370,105.61		-	17,160,064.52	383,971.00	2,105,192.78		3,550,781.53	6,039,945.31	11,173,929.91	8,475,298.39		3,550,781.53	23,200,009.83	
MARCH																
Notice of Cash Allocation					-					-	-	-	-	-	-	
MDS Checks Issued					-					-	-	-	-	-	-	
Advice to Debit Account					-					-	-	-	-	-	-	
TRA Issued					-					-	-	-	-	-	-	
TOTAL	-	-		-	-	-	-		-	-	-	-	-	-	-	
FIRST QUARTER																
Notice of Cash Allocation																
MDS Checks Issued	2,404,703.98	362,696.09	-	-	2,767,400.07	4,012.92	57,235.75	-	-	61,248.67	2,408,716.90	419,931.84	-	-	2,828,648.74	
Advice to Debit Account	14,720,405.12	9,848,606.78	-	-	24,569,011.90	549,156.74	3,606,391.30	-	3,550,781.53	7,706,329.57	15,269,561.86	13,454,998.08	-	3,550,781.53	32,275,341.47	
TRA Issued	905,314.91	73,916.93	-	-	979,231.84	1,067,449.50	157,401.89	-	788,273.04	2,013,124.43	1,972,764.41	231,318.82	-	788,273.04	2,992,356.27	
GRAND TOTAL	18,030,424.01	10,285,219.80	-	-	28,315,643.81	1,620,619.16	3,821,028.94	-	4,339,054.57	9,780,702.67	19,651,043.17	14,106,248.74	-	4,339,054.57	38,096,346.48	

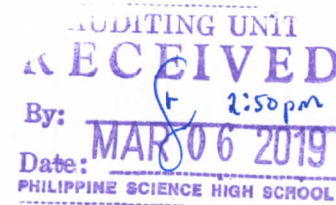
	Previous Report	This Month	As of to date
Total Disbursements Authorities Received			
NCA	22,498,000.00	18,997,000.00	41,495,000.00
Working Fund			
TRA	1,901,002.32	1,091,353.95	2,992,356.27
Less: Notice of Transfer Allocations			
Total Disbursements Authorities Available	24,399,002.32	20,088,353.95	44,487,356.27
Less: Lapsed NCA			
Disbursements	14,896,336.65	23,200,009.83	38,096,346.48
Balance of Disbursements Authorities	9,502,665.67	(3,111,655.88)	6,391,009.79

Total Disbursement Program
Less Actual Disbursements
Over/Underspending

Previous Report	This Month	As of to date
62,294,002.32	20,088,353.95	82,382,356.27
14,896,336.65	23,200,009.83	38,096,346.48
47,397,665.67	-	44,286,009.79

BERNARDO M. CAMAYA
Accountant III
Date: 3/6/19

Dr. Lawrence V. Madriaga
Director III
Date: _____



Received: 3/6

EDITING UNIT
RECEIVED
By: *[Signature]*
Date: APR 03 2019 9:34AM
PHILIPPINE SCIENCE HIGH SCHOOL

FAR No. 4

MONTHLY REPORT OF DISBURSEMENTS
For the Month of MARCH 31, 2019

Department
Agency
Operating Unit
Organization Code
Funding Source Code

Department of Science and Technology
Philippine Science High School System
Philippine Science High School Diliman Campus
19 016 08 00011
1 01 101

PARTICULARS	CURRENT YEAR BUDGET					PRIOR YEAR'S BUDGET					GRAND TOTAL					Remarks
	PS	MOOE	Fin Exp	CO	TOTAL	PRIOR YEAR'S ACCOUNTS PAYABLE					PS	MOOE	Fin Exp	CO	TOTAL	
						PS	MOOE	Fin Exp	CO	Sub-Total						
(1)	(2)	(3)	(4)	(5)	(6)	(7)	(8)	(9)	(10)	(11)	(12)	(13)	(14)	(15)	(16)	
JANUARY																
Notice of Cash Allocation										-	-	-	-	-	-	-
MDS Checks Issued	356,428.16	307,499.97		-	663,928.13	400.00	57,235.75		-	57,635.75	356,828.16	364,735.72	-	-		721,563.88
Advice to Debit Account	6,884,036.94	3,607,614.22		-	10,491,651.16	198,160.96	1,583,958.33		-	1,782,119.29	7,082,197.90	5,191,572.55	-	-		12,273,770.45
TRA Issued					-	1,038,087.20	74,642.08		788,273.04	1,901,002.32	1,038,087.20	74,642.08	-	788,273.04		1,901,002.32
TOTAL	7,240,465.10	3,915,114.19		-	11,155,579.29	1,236,648.16	1,715,836.16		788,273.04	3,740,757.36	8,477,113.26	5,630,950.35		788,273.04		14,896,336.65
FEBRUARY																
Notice of Cash Allocation					-					-	-	-	-	-	-	-
MDS Checks Issued	2,048,275.82	55,196.12		-	2,103,471.94	3,612.92	-		-	3,612.92	2,051,888.74	55,196.12	-	-		2,107,084.86
Advice to Debit Account	7,836,368.18	6,240,992.56		-	14,077,360.74	350,995.78	2,022,432.97		3,550,781.53	5,924,210.28	8,187,363.96	8,263,425.53	-	3,550,781.53		20,001,571.02
TRA Issued	905,314.91	73,916.93			979,231.84	29,362.30	82,759.81			112,122.11	934,677.21	156,676.74	-	-		1,091,353.95
TOTAL	10,789,958.91	6,370,105.61		-	17,160,064.52	383,971.00	2,105,192.78		3,550,781.53	6,039,945.31	11,173,929.91	8,475,298.39		3,550,781.53		23,200,009.83
MARCH																
Notice of Cash Allocation					-					-	-	-	-	-	-	-
MDS Checks Issued	2,406,724.11	489,527.48		-	2,896,251.59	-	5,080.82		-	5,080.82	2,406,724.11	494,608.30	-	-		2,901,332.41
Advice to Debit Account	9,056,894.09	6,356,470.21		920,171.09	16,333,535.39	(221,292.66)	1,279,783.49		13,832,214.47	14,890,705.30	8,835,601.43	7,636,253.70	-	14,752,385.56		31,224,240.69
TRA Issued	913,901.78	165,201.06			1,079,102.84	12,964.30	101,642.46			386,856.80	926,866.08	266,843.52	-	272,250.04		1,465,959.64
TOTAL	12,377,519.98	7,011,198.75		920,171.09	20,308,889.82	(208,328.36)	1,386,506.77		14,104,464.51	15,282,642.92	12,169,191.62	8,397,705.52		15,024,635.60		35,591,532.74
FIRST QUARTER																
Notice of Cash Allocation																
MDS Checks Issued	4,811,428.09	852,223.57	-	-	5,663,651.66	4,012.92	62,316.57	-	-	66,329.49	4,815,441.01	914,540.14	-	-		5,729,981.15
Advice to Debit Account	23,777,299.21	16,205,076.99	-	920,171.09	40,902,547.29	327,864.08	4,886,174.79	-	17,382,996.00	22,597,034.87	24,105,163.29	21,091,251.78	-	18,303,167.09		63,499,582.16
TRA Issued	1,819,216.69	239,117.99	-	-	2,058,334.68	1,080,413.80	259,044.35	-	1,060,523.08	2,399,981.23	2,899,630.49	498,162.34	-	1,060,523.08		4,458,315.91
GRAND TOTAL	30,407,943.99	17,296,418.55	-	920,171.09	48,624,533.63	1,412,290.80	5,207,535.71	-	18,443,519.08	25,063,345.59	31,820,234.79	22,503,954.26	-	19,363,690.17		73,687,879.22

Sum			
	Previous Report	This Month	As of to date
Total Disbursements Authorities Received			
NCA	41,495,000.00	29,675,429.00	71,170,429.00
Working Fund			
TRA	2,992,356.27	1,465,959.64	4,458,315.91
Less: Notice of Transfer Allocations			
Total Disbursements Authority Available	44,487,356.27	31,141,388.64	75,628,744.91
Less: Lapsed NCA		1,940,865.69	1,940,865.69
Disbursements	38,096,346.48	35,591,532.74	73,687,879.22
Balance of Disbursements Authorities	6,391,009.79	(6,391,009.79)	-

Previous Report	This Month	As of to date
44,487,356.27	31,141,388.64	75,628,744.91
38,096,346.48	35,591,532.74	73,687,879.22
6,391,009.79	(4,450,144.10)	1,940,865.69

[Signature]
BERNARDO M. CAMAYA
Accountant III
Date: 4/3/19

[Signature]
Dr. Lawrence V. Madriaga
Director III
Date: _____

PHILIPPINE SCIENCE HIGH SCHOOL SYSTEM
RECEIVED
By: *[Signature]*
Date: 4/3/19
OFFICE OF THE EXECUTIVE DIRECTOR