

Acctg. Co.

FAR 1

**MONTHLY REPORT OF DISBURSEMENTS**  
For the Month of January 1-31, 2017

Department Department of Science and Technology  
Agency Philippine Science High School System  
Operating Unit Philippine Science High School Diliiman Campus  
Organization Code 19 016 08 00011  
Fund 1 01 101

PARTICULARS	CURRENT YEAR BUDGET					PRIOR YEAR'S BUDGET					CURRENT YEAR ACCOUNTS PAYABLE					GRAND TOTAL					Rem	
	PS	MOOE	Fin Exp	CO	TOTAL	PRIOR YEAR'S ACCOUNTS PAYABLE					CURRENT YEAR ACCOUNTS PAYABLE					Sub-Total	PS	MOOE	Fin Exp	CO		TOTAL
						PS	MOOE	Fin Exp	CO	Sub-Total	PS	MOOE	CO	Sub-Total	TOTAL							
(1)	(2)	(3)	(4)	(5)	(6)	(7)	(8)	(9)	(10)	(11)	(12)	(13)	(15)	(16)	(17)	(18)	(23)	(24)	(25)	(26)	(27)	
Notice of Cash Allocation	8,420,000	4,422,000		185,000	13,027,000					-		2,002,000	1,741,000	3,743,000	3,743,000	16,770,000	8,420,000	6,424,000		1,826,000	16,770,000	
MDS Checks Issued																						
Advice to Debit Account	4,437,514	943,256			5,380,769	184,635	103,211		49,498	337,344		2,264,536	28,275	2,630,155	2,967,499	8,348,268	4,622,149	3,311,002		77,773	8,010,924	
TRA Issued (TRA)																						
<b>TOTAL</b>	<b>4,437,514</b>	<b>943,256</b>		<b>-</b>	<b>5,380,769</b>		<b>103,211</b>		<b>49,498</b>	<b>152,709</b>	<b>-</b>	<b>2,264,536</b>	<b>28,275</b>	<b>2,630,155</b>	<b>2,782,864</b>	<b>8,163,633</b>	<b>4,622,149</b>	<b>3,311,002</b>		<b>77,773.00</b>	<b>8,010,924</b>	


Summary

	Previous Report	This Month	As of to date
Total Disbursements Authorities Received			
NCA		16,770,000	16,770,000
Working Fund			
TRA			
Less: Notice of Transfer Allocations			
Total Disbursements Authorities Available		16,770,000	16,770,000
Less: Lapsed NCA			
Disbursements		8,010,924	8,010,924
Balance of Disbursements Authorities as of to date		8,759,076	8,759,076


Total Disbursement Program  
Less Actual Disbursements  
Oved/Underspending



Previous Report	This Month	As of to Date
	16,770,000	16,770,000
	8,010,924	8,010,924
	8,759,076	8,759,076

Certified Correct:

  
**BERNARDO B. CAMAYA**  
Accountant III  
Date: February 2, 2017

Approved By:

  
**VIRGINIA P. ANDRES**  
Director III  
Date: February 2, 2017



*Aerty o*

FAR No.

**MONTHLY REPORT OF DISBURSEMENTS**  
For the Month of February 1-28, 2017

Department: Department of Science and Technology  
 Agency: Philippine Science High School System  
 Operating Unit: Philippine Science High School Diliman Campus  
 Organization Code: 19 018 08 00011  
 Funding Source Code: 1 01 101

PARTICULARS (1)	CURRENT YEAR BUDGET					PRIOR YEAR'S BUDGET										GRAND TOTAL					Remarks					
	PS (2)	MOOE (3)	Fin Exp (4)	CO (5)	TOTAL (6)	PRIOR YEAR'S ACCOUNTS PAYABLE					CURRENT YEAR ACCOUNTS PAYABLE					Sub-Total (18)	PS (23)	MOOE (24)	Fin Exp (25)	CO (26)		TOTAL (27)				
						PS (7)	MOOE (8)	Fin Exp (9)	CO (10)	Sub-Total (11)	PS (12)	MOOE (13)	CO (14)	Sub-Total (15)	TOTAL (16)											
<b>JANUARY</b>																										
Notice of Cash Allocation	8,420,000	4,422,000		165,000	13,007,000										2,002,000	1,741,000	3,743,000	3,743,000	16,770,000	8,420,000	6,424,000		1,628,000	16,770,000		
MDS Checks Issued																										
Advice to Debit Account	4,437,914	943,258			5,381,172	184,635	103,211		48,498	337,344					2,264,536	28,275	2,292,811	2,630,155	8,010,924	4,822,149	3,311,002		77,773	8,010,924		
TRFA Issued																										
<b>TOTAL</b>	<b>4,437,914</b>	<b>943,258</b>			<b>5,381,172</b>	<b>184,635</b>	<b>103,211</b>		<b>48,498</b>	<b>337,344</b>					<b>2,264,536</b>	<b>28,275</b>	<b>2,292,811</b>	<b>2,445,520</b>	<b>7,826,268</b>	<b>4,822,149</b>	<b>3,311,002</b>		<b>77,773</b>	<b>8,010,924</b>		
<b>FEBRUARY</b>																										
Notice of Cash Allocation	8,420,000	8,658,000		4,950,000	20,028,000.00					1,708,000										8,420,000	8,361,000		4,950,000	21,731,000		
MDS Checks Issued	1,864,438	481,278			2,345,716															1,864,438	481,278			2,345,716		
Advice to Debit Account	3,363,018	3,481,208		(0)	6,844,226				264,848	632,988					955,954	276,164	1,232,117	2,129,751	8,983,978	3,363,018	4,711,810		905,148	8,983,978		
TRFA Issued	1,100,650	74,478.55		38,359	1,213,487															1,100,650	74,478.55		38,359	1,213,487		
<b>TOTAL</b>	<b>6,328,106</b>	<b>4,048,965</b>		<b>38,359</b>	<b>10,413,430</b>				<b>264,848</b>	<b>632,988</b>					<b>955,954</b>	<b>276,164</b>	<b>1,232,117</b>	<b>2,129,751</b>	<b>8,983,978</b>	<b>6,328,106</b>	<b>5,267,567</b>		<b>947,507</b>	<b>12,543,161</b>		
<b>MARCH</b>																										
Notice of Cash Allocation																										
MDS Checks Issued																										
Advice to Debit Account																										
TRFA Issued																										
<b>TOTAL</b>	<b>-</b>	<b>-</b>			<b>-</b>				<b>-</b>	<b>-</b>					<b>-</b>	<b>-</b>	<b>-</b>	<b>-</b>	<b>-</b>	<b>-</b>	<b>-</b>		<b>-</b>	<b>-</b>		
<b>1st QUARTER</b>																										
Notice of Cash Allocation																										
MDS Checks Issued																										
Advice to Debit Account																										
TRFA Issued																										
<b>GRAND TOTAL</b>	<b>-</b>	<b>-</b>			<b>-</b>				<b>-</b>	<b>-</b>					<b>-</b>	<b>-</b>	<b>-</b>	<b>-</b>	<b>-</b>	<b>-</b>	<b>-</b>		<b>-</b>	<b>-</b>		

Summary

	Previous Report	This Month	As of to date
Total Disbursements Authorities Received			
- NCA	16,770,000	21,731,000	38,501,000
Working Fund			
TRFA		1,213,487	1,213,487
Less: Notice of Transfer Allocations			
Total Disbursements Authorities Available	16,770,000	22,944,487	39,714,487
Less: Lapsed NCA			
Disbursements	8,010,924	12,543,161	20,554,105
Balance of Disbursements Authorities as of to date	8,759,076	10,401,306	19,160,382

Certified Correct:


*[Signature]*  
**BERNARDO M. CAMAYA**  
 Accountant III  
 Date: March 2, 2017

Approved By:

*[Signature]*  
**VIRGINIA P. ANDRES**  
 Director III  
 Date: March 2, 2017

	Previous Report	This Month	As of to Date
Total Disbursement Program	16,770,000	22,944,487	39,714,487
Less Actual Disbursements	8,010,924	12,543,161	20,554,105
Over/Underpending	8,759,076	10,401,306	19,160,382

**CERTIFIED TRUE COPY**  
**PHILIPPINE SCIENCE**  
**HIGH SCHOOL SYSTEM**  
 OED DATE: *Mar 3/2017*



**MONTHLY REPORT OF DISBURSEMENTS**  
For the Month of March 1-31, 2017

FAR No. 4

Department of Science and Technology  
Agency Philippine Science High School System  
Operating Unit Philippine Science High School Duman Campus  
Organization Code 19 016 08 00011  
Funding Source Code 1 01 101

PARTICULARS (1)	CURRENT YEAR BUDGET					PRIOR YEAR'S BUDGET										GRAND TOTAL					Remarks			
	PS (2)	MOOE (3)	Fin Exp (4)	CO (5)	TOTAL (6)	PRIOR YEAR'S ACCOUNTS PAYABLE					CURRENT YEAR ACCOUNTS PAYABLE					Sub-Total (18)	PS (23)	MOOE (24)	Fin Exp (25)	CO (26)		TOTAL (27)		
						PS (7)	MOOE (8)	Fin Exp (9)	CO (10)	Sub-Total (11)	PS (12)	MOOE (13)	CO (14)	Sub-Total (15)	TOTAL (16)								TOTAL (17)	
<b>JANUARY</b>																								
Notice of Cash Allocation	8,420,000	4,422,000		185,000	13,027,000																			
MDS Checks Issued															2,002,000	1,741,000	3,743,000	3,743,000	16,770,000	8,420,000	6,424,000		1,826,000	16,770,000
Advice to Debit Account	4,437,514	943,258			5,380,769	184,635	103,211		49,498	337,344				2,264,536	28,275	2,292,811	2,690,155	8,010,924	4,622,149	3,311,902		77,773	8,010,924	
<b>TOTAL</b>	<b>4,437,514</b>	<b>943,258</b>			<b>5,380,769</b>	<b>184,635</b>	<b>103,211</b>		<b>49,498</b>	<b>337,344</b>				<b>2,264,536</b>	<b>28,275</b>	<b>2,292,811</b>	<b>2,690,155</b>	<b>8,010,924</b>	<b>4,622,149</b>	<b>3,311,902</b>		<b>77,773</b>	<b>8,010,924</b>	
<b>FEBRUARY</b>																								
Notice of Cash Allocation	8,420,000	6,656,000		4,950,000	20,026,000.00																			
MDS Checks Issued	1,864,438	481,278			2,345,716			1,705,000		1,705,000														
Advice to Debit Account	3,363,018	3,491,208			6,854,226			264,648		632,986	897,634													
TRA Issued	1,100,650	74,478.55		38,359	1,213,487					953,954	276,164				1,232,117	2,129,751	8,983,978	3,363,018	4,711,810		909,149		8,983,978	
<b>TOTAL</b>	<b>6,328,106</b>	<b>4,048,965</b>		<b>38,359</b>	<b>10,413,430</b>			<b>264,648</b>		<b>632,986</b>	<b>897,634</b>				<b>953,954</b>	<b>276,164</b>	<b>1,232,117</b>	<b>2,129,751</b>	<b>8,983,978</b>	<b>6,328,106</b>	<b>5,267,567</b>		<b>947,507</b>	<b>12,543,181</b>
<b>MARCH</b>																								
Notice of Cash Allocation	9,755,000	8,748,000		7,361,000	23,862,000.00																			
MDS Checks Issued	543,207	765,286		593,625.00	1,902,118																			
Advice to Debit Account	10,817,086	7,245,941		1,987,382	20,050,409					4,853,407	3,310,053	8,163,460			74,836									
TRA Issued	1,251,097	100,461.88			1,351,558										74,836	8,238,098	28,288,505	10,817,086	12,173,984		5,297,435		28,288,505	
<b>TOTAL</b>	<b>12,611,390</b>	<b>8,111,689</b>		<b>2,581,007</b>	<b>23,304,065</b>			<b>4,853,407</b>		<b>3,310,053</b>	<b>8,163,460</b>	<b>74,836</b>			<b>74,836</b>	<b>8,238,098</b>	<b>28,288,505</b>	<b>12,611,390</b>	<b>13,038,732</b>		<b>5,891,060</b>		<b>31,542,181</b>	
<b>1st. QUARTER</b>																								
Notice of Cash Allocation	26,595,000	17,824,000		12,498,000	56,915,000					1,705,000					2,002,000	1,741,000	3,743,000	3,743,000	16,770,000	26,595,000	21,631,000		14,237,000	62,983,000
MDS Checks Issued	2,407,845	1,248,584		593,625	4,247,834															2,407,845	1,248,584		593,625	4,247,834
Advice to Debit Account	18,517,618	11,680,405		1,987,382	32,285,405	184,635	5,221,268		3,992,537	9,398,438										18,502,253	20,196,797		6,284,357	45,283,407
TRA Issued	2,351,747	174,940		38,359	2,565,045										304,439	3,599,584	12,998,002	45,283,407	18,502,253	20,196,797		6,284,357	45,283,407	
<b>GRAND TOTAL</b>	<b>47,377,010</b>	<b>31,101,908</b>		<b>2,619,368</b>	<b>80,096,284</b>	<b>184,635</b>	<b>5,221,268</b>		<b>3,992,537</b>	<b>9,398,438</b>	<b>3,295,126</b>	<b>304,439</b>	<b>3,599,584</b>	<b>12,998,002</b>	<b>45,283,407</b>	<b>23,961,645</b>	<b>21,818,391</b>		<b>6,918,340</b>		<b>62,096,288</b>		<b>82,096,288</b>	

Summary	Previous Report	This Month	As of to date
Disbursements Authorities Received			
NCA	38,901,000	23,862,000	62,363,000
Working Fund			
TRA	1,213,487	1,351,558	2,565,045
Less: Notice of Transfer Allocations			
Total Disbursements Available	39,714,487	25,213,558	64,928,045
Less: Lapsed NCA			12,831,759
Disbursements	20,554,105	31,542,181	52,096,286
Balance of Disbursements Authorities as of to date	19,160,382	(6,328,623)	-

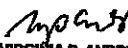
Total Disbursement Program  
Less Actual Disbursements  
Over/Underpending



Previous Report	This Month	As of to Date
39,714,487	25,213,558	64,928,045
20,554,105	31,542,181	52,096,286
19,160,382	(6,328,623)	12,831,759

Certified Correct:


  
BERNARDO M. CAMAYA  
Accountant III  
Date: April 3, 2017

Approved By:

  
VIRGINIA P. ANDRES  
Director III  
Date: April 3, 2017



MONTHLY REPORT OF DISBURSEMENTS  
For the Month of April 1-30, 2017



FAR No. 4

Department: Department of Science and Technology  
Agency: Philippine Science High School System  
Operating Unit: Philippine Science High School Davao Campus  
Organization Code: 19 016 08 00011  
Funding Source Code: 1 01 101

PARTICULARS (1)	CURRENT YEAR BUDGET					PRIOR YEAR'S BUDGET										GRAND TOTAL					Remarks					
	PS (2)	MOOE (3)	Fin Exp (4)	CO (5)	TOTAL (6)	PRIOR YEAR'S ACCOUNTS PAYABLE					CURRENT YEAR'S ACCOUNTS PAYABLE					Sub-Total (18)	PS (23)	MOOE (24)	Fin Exp (25)	CO (26)		TOTAL (27)				
						PS (7)	MOOE (8)	Fin Exp (9)	CO (10)	Sub-Total (11)	PS (12)	MOOE (13)	CO (14)	Sub-Total (15)	TOTAL (17)											
APRIL																										
Notice of Cash Allocation	4,481,038.89	1,818,698.75			6,299,737.64		511,742.03			511,742.03																
MDS Checks Issued	✓4,400.37	✓93,760.82			✓98,161.19		511,742.03			511,742.03																✓ 98,161.19
Advice to Debit Account	✓4,476,638.52	✓1,724,825.93			✓6,201,464.45		511,742.03			511,742.03																✓ 6,750,967.05
TRA Issued	✓2,258,523.39	✓724,751.19			✓2,983,274.58				145,518.47	145,518.47																✓ 3,128,781.05
<b>TOTAL</b>	<b>6,739,562.28</b>	<b>2,543,337.94</b>			<b>9,282,900.22</b>		<b>511,742.03</b>		<b>145,518.47</b>	<b>657,259.50</b>				<b>37,750.57</b>						<b>6,735,151.91</b>	<b>3,092,630.54</b>			<b>145,518.47</b>	<b>9,977,909.29</b>	
MAY																										
Notice of Cash Allocation																										
MDS Checks Issued																										
Advice to Debit Account																										
TRA Issued																										
<b>TOTAL</b>																										
JUNE																										
Notice of Cash Allocation																										
MDS Checks Issued																										
Advice to Debit Account																										
TRA Issued																										
<b>TOTAL</b>																										
1st QUARTER																										
Notice of Cash Allocation	4,481,038.89	1,818,698.75			6,299,737.64		511,742.03			511,742.03																
MDS Checks Issued	4,400.37	93,760.82			98,161.19		511,742.03			511,742.03																98,161.19
Advice to Debit Account	4,476,638.52	1,724,825.93			6,201,464.45		511,742.03			511,742.03																6,750,967.05
TRA Issued	2,258,523.39	724,751.19			2,983,274.58				145,518.47	145,518.47																3,128,781.05
<b>GRAND TOTAL</b>	<b>6,739,562.28</b>	<b>2,543,337.94</b>			<b>9,282,900.22</b>		<b>511,742.03</b>		<b>145,518.47</b>	<b>657,259.50</b>				<b>37,750.57</b>						<b>6,735,151.91</b>	<b>3,092,630.54</b>			<b>145,518.47</b>	<b>9,977,909.29</b>	

Summary

	Previous Report	This Month	As of to date
Total Disbursements Authorities Received			
- NCA	62,363,000.00	18,729,000.00	81,092,000.00
- Paying Fund			
- RA	2,565,045.00	3,128,791.05	5,693,836.05
Less: Notice of Transfer Allocations			
Total Disbursements Authorities Available	64,928,045.00	21,857,791.05	86,785,836.05
Less: Lapsed NCA	12,831,799.00		12,831,799.00
Disbursements	62,096,286.00	9,977,909.29	72,074,195.29
Balance of Disbursements Authorities as of to date		11,879,881.76	11,879,881.76

Total Disbursement Program  
Less Actual Disbursements  
Over/Underpending


Previous Report	This Month	As of to Date
64,928,045	21,857,791	86,785,836
64,928,045	9,977,909	74,905,954
	11,879,882	11,879,882

Certified Correct:

BERNARIDO M. CAMAYA  
Accountant III

Approved By:

VIRGINIA P. ANDRES  
Director III




**MONTHLY REPORT OF DISBURSEMENTS**  
For the Month of May 1-31, 2017

Department of Science and Technology  
 Agency: Philippine Science High School System  
 Operating Unit: Philippine Science High School Diliman Campus  
 Organization Code: 19 016 08 00011  
 Funding Source Code: 1 01 101

PARTICULARS (1)	CURRENT YEAR BUDGET					PRIOR YEAR'S BUDGET										GRAND TOTAL					Remarks			
	PS (2)	MOOE (3)	Fin Exp (4)	CO (5)	TOTAL (6)	PRIOR YEAR'S ACCOUNTS PAYABLE					CURRENT YEAR'S ACCOUNTS PAYABLE					Sub-Total (18)	PS (22)	MOOE (24)	Fin Exp (25)	CO (26)		TOTAL (27)		
						PS (7)	MOOE (8)	Fin Exp (9)	CO (10)	Sub-Total (11)	PS (12)	MOOE (13)	CO (14)	Sub-Total (16)	TOTAL (17)									
<b>APRIL</b>																								
Notice of Cash Allocation	4,481,038.89	1,818,586.75			6,299,625.64		511,742.03			511,742.03				37,750.57		37,750.57	548,492.60	6,750,957.05	4,481,038.89	2,868,078.35			6,349,117.24	
MDS Checks Issued	4,400.57	83,760.82			88,161.39														4,400.57	83,760.82			88,161.39	
Advice to Debit Account	4,476,638.52	1,724,825.93			6,201,464.45		511,742.03			511,742.03				37,750.57		37,750.57	548,492.60	6,750,957.05	4,476,638.52	2,274,518.53			6,750,957.05	
TRA Issued	2,258,523.39	724,751.19			2,983,274.58				145,516.47	145,516.47								6,750,957.05	2,258,523.39	724,751.19		145,516.47	3,128,791.05	
<b>TOTAL</b>	<b>6,739,552.28</b>	<b>2,543,337.84</b>			<b>9,282,890.22</b>		<b>511,742.03</b>			<b>511,742.03</b>				<b>37,750.57</b>		<b>37,750.57</b>	<b>995,009.67</b>	<b>9,977,909.29</b>	<b>6,739,552.28</b>	<b>3,092,830.54</b>		<b>145,516.47</b>	<b>9,977,909.29</b>	
<b>MAY</b>																								
Notice of Cash Allocation																								
MDS Checks Issued	308,184.95	272,789.38			580,974.33														308,184.95	272,789.38			580,974.33	
Advice to Debit Account	12,635,132.59	6,246,261.50		1,388,019.34	20,269,413.43		714,993.00			714,993.00								20,984,406.43	12,635,132.59	6,961,254.50		1,388,019.34	20,984,406.43	
TRA Issued	1,554,742.38	109,073.33		45,472.19	1,709,287.90													20,984,406.43	1,554,742	109,073.33		45,472.19	1,709,287.90	
<b>TOTAL</b>	<b>14,488,059.92</b>	<b>6,628,124.21</b>		<b>45,472.19</b>	<b>22,559,576.95</b>		<b>714,993.00</b>			<b>714,993.00</b>								<b>20,984,406.43</b>	<b>14,488,059.92</b>	<b>7,343,117.21</b>		<b>1,433,491.53</b>	<b>23,274,988.66</b>	
<b>JUNE</b>																								
Notice of Cash Allocation																								
MDS Checks Issued																								
Advice to Debit Account																								
TRA Issued																								
<b>TOTAL</b>																								
<b>Test QUARTER</b>																								
Notice of Cash Allocation	4,481,038.89	1,818,586.75			6,299,625.64		511,742.03			511,742.03				37,750.57		37,750.57	548,492.60	6,750,957.05	4,481,038.89	2,868,078.35			6,349,117.24	
MDS Checks Issued	312,585.32	368,550.20			679,135.52														312,585.32	368,550.20			679,135.52	
Advice to Debit Account	17,111,771.51	7,971,087.43		1,388,019.34	26,470,877.98		1,226,735.03			1,226,735.03				37,750.57		37,750.57	1,294,485.60	27,735,963.48	17,111,771.51	8,235,573.03		1,388,019.34	27,735,963.48	
TRA Issued	3,813,285.77	833,854.52		45,472.19	4,692,612.48				145,516.47	145,516.47								27,735,963.48	3,813,285.77	833,854.52		180,988.66	4,838,078.95	
<b>GRAND TOTAL</b>	<b>21,237,622.20</b>	<b>8,171,862.15</b>		<b>45,472.19</b>	<b>31,842,576.66</b>		<b>1,228,735.03</b>			<b>1,374,251.50</b>				<b>37,750.57</b>		<b>37,750.57</b>	<b>1,610,002.07</b>	<b>30,962,315.72</b>	<b>21,237,622.20</b>	<b>10,435,947.75</b>		<b>1,579,008.00</b>	<b>33,252,577.95</b>	

	Previous Report	This Month	As of to date
Total Disbursements Authorized Received	61,082,000.00	19,022,908.00	80,104,908.00
Working Fund			
TRA	5,548,318.58	1,709,287.90	7,257,606.48
Less: Notice of Transfer Allocations			
Total Disbursements Available Available	55,533,681.42	20,711,287.90	76,244,969.32
Less: Liquid NCA	12,831,759.00		12,831,759.00
Disbursements	82,074,185.29	23,274,688.66	105,348,873.95
Balance of Disbursements Authorities as of to date	11,734,565.29	(2,563,400.76)	9,171,164.53

	Previous Report	This Month	As of to Date
Total Disbursement Programs	86,640,318.58	29,711,287.90	116,351,606.48
Less Actual Disbursements	74,905,954.29	23,274,688.66	98,180,642.95
Over/Underpending	11,734,364.29	(2,563,400.76)	9,170,963.53

Certified Correct:  
  
 BERNARDO M. CAMAYA  
 Accountant III  
 2-Jun-17

Approved By:  
  
 VIRGINIA P. ANDRES  
 Director III

Handwritten date: *May 31 2017*

Philippine Science High School - MC  
 OFFICE OF THE CAMPUS DIRECTOR  
 Archives and Records

**RECEIVED**

JUN 02 2017

*[Handwritten initials]*



**MONTHLY REPORT OF DISBURSEMENTS**  
For the Month of July 1-31, 2017

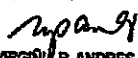
FAR No. 4

Department of Science and Technology  
 Agency Philippine Science High School System  
 Operating Unit Philippine Science High School Diliiman Campus  
 Organization Code 19 016 08 00011  
 Funding Source Code 1 01 101

PARTICULARS (1)	CURRENT YEAR BUDGET					PRIOR YEAR'S BUDGET										GRAND TOTAL					Remarks		
	PS (2)	MOOE (3)	Fin Exp (4)	CO (5)	TOTAL (6)	PRIOR YEAR'S ACCOUNTS PAYABLE					CURRENT YEAR'S ACCOUNTS PAYABLE					Sub-Total (18)	PS (22)	MOOE (24)	Fin Exp (25)	CO (26)		TOTAL (27)	
						PS (7)	MOOE (8)	Fin Exp (9)	CO (10)	Sub-Total (11)	PS (12)	MOOE (13)	CO (15)	Sub-Total (16)	TOTAL (17)								
<b>JULY</b>																							
Notice of Cash Allocation	5,990,078.98	4,587,272.95		72,758.70	10,650,108.61	-	-		725,298.59	(130,772.78)	-	-		-	(130,772.78)	9,140,079.78	5,990,078.96	4,587,272.95		798,063.29	11,375,405.20		
Checks Issued	850,575.08	628,680.99		-	1,379,256.07	-	-		856,069.35	-	-	-		-	-	-	850,575.08	628,680.99		856,069.35	2,235,325.42		
Advice to Debit Account	5,139,503.88	4,058,591.96		72,758.70	9,270,852.54	-	-		(130,772.78)	(130,772.78)	-	-		-	-	-	5,139,503.88	4,058,591.96		(58,018.06)	9,140,079.78		
TRA Issued	1,344,979.05	198,881.23		68,215.47	1,608,075.75	-	-		-	-	-	-		-	-	1,608,075.75	1,344,979.05	198,881.23		68,215.47	1,608,075.75		
<b>TOTAL</b>	<b>7,335,058.01</b>	<b>4,784,154.18</b>		<b>138,972.17</b>	<b>12,258,184.36</b>				<b>725,298.59</b>	<b>(130,772.78)</b>					<b>(130,772.78)</b>	<b>12,127,411.60</b>	<b>6,484,482.93</b>	<b>4,784,154.18</b>		<b>8,199.41</b>	<b>12,983,480.95</b>		
<b>AUGUST</b>																							
Notice of Cash Allocation	-	-	-	-	-	-	-	-	-	-	-	-	-	-	-	-	-	-	-	-	-	-	
MDS Checks Issued	-	-	-	-	-	-	-	-	-	-	-	-	-	-	-	-	-	-	-	-	-	-	
Advice to Debit Account	-	-	-	-	-	-	-	-	-	-	-	-	-	-	-	-	-	-	-	-	-	-	
TRA Issued	-	-	-	-	-	-	-	-	-	-	-	-	-	-	-	-	-	-	-	-	-	-	
<b>TOTAL</b>	<b>-</b>	<b>-</b>	<b>-</b>	<b>-</b>	<b>-</b>	<b>-</b>	<b>-</b>	<b>-</b>	<b>-</b>	<b>-</b>	<b>-</b>	<b>-</b>	<b>-</b>	<b>-</b>	<b>-</b>	<b>-</b>	<b>-</b>	<b>-</b>	<b>-</b>	<b>-</b>	<b>-</b>	<b>-</b>	
<b>SEPTEMBER</b>																							
Notice of Cash Allocation	-	-	-	-	-	-	-	-	-	-	-	-	-	-	-	-	-	-	-	-	-	-	
MDS Checks Issued	-	-	-	-	-	-	-	-	-	-	-	-	-	-	-	-	-	-	-	-	-	-	
Advice to Debit Account	-	-	-	-	-	-	-	-	-	-	-	-	-	-	-	-	-	-	-	-	-	-	
TRA Issued	-	-	-	-	-	-	-	-	-	-	-	-	-	-	-	-	-	-	-	-	-	-	
<b>TOTAL</b>	<b>-</b>	<b>-</b>	<b>-</b>	<b>-</b>	<b>-</b>	<b>-</b>	<b>-</b>	<b>-</b>	<b>-</b>	<b>-</b>	<b>-</b>	<b>-</b>	<b>-</b>	<b>-</b>	<b>-</b>	<b>-</b>	<b>-</b>	<b>-</b>	<b>-</b>	<b>-</b>	<b>-</b>	<b>-</b>	
<b>3RD QUARTER</b>																							
Notice of Cash Allocation	5,990,078.98	4,587,272.95		72,758.70	10,650,108.61	-	-		725,298.59	(130,772.78)	-	-		-	(130,772.78)	9,140,079.78	5,990,078.96	4,587,272.95		798,063.29	11,375,405.20		
Checks Issued	850,575.08	628,680.99		-	1,379,256.07	-	-		856,069.35	-	-	-		-	-	-	850,575.08	628,680.99		856,069.35	2,235,325.42		
Advice to Debit Account	5,139,503.88	4,058,591.96		72,758.70	9,270,852.54	-	-		(130,772.78)	(130,772.78)	-	-		-	-	-	5,139,503.88	4,058,591.96		(58,018.06)	9,140,079.78		
TRA Issued	1,344,979.05	198,881.23		68,215.47	1,608,075.75	-	-		-	-	-	-		-	-	1,608,075.75	1,344,979.05	198,881.23		68,215.47	1,608,075.75		
<b>GRAND TOTAL</b>	<b>7,335,058.01</b>	<b>4,784,154.18</b>		<b>138,972.17</b>	<b>12,258,184.36</b>				<b>725,298.59</b>	<b>(130,772.78)</b>					<b>(130,772.78)</b>	<b>12,127,411.60</b>	<b>6,484,482.93</b>	<b>4,784,154.18</b>		<b>8,199.41</b>	<b>12,983,480.95</b>		

Summary	Disbursements Authorities Received			Total Disbursement Program	Over/Underpending		
	Previous Report	This Quarter	As of to date		Previous Report	This Quarter	As of to Date
NCA	127,734,000.00	28,130,000.00	153,864,000.00	136,907,085.48	27,883,593.45	164,790,678.93	
Working Fund				101,848,118.03	12,983,480.95	114,829,598.98	
TRA	9,178,085.48	1,753,593.45	10,929,678.93	35,060,967.45	14,900,112.50	49,961,079.95	
Less: Notice of Transfer Allocations							
Total Disbursements Available	136,907,085.48	27,883,593.45	164,790,678.93				
Less: Lapsed NCA	35,060,967.45						
Disbursements	101,848,118.03	12,983,480.95	114,829,598.98				
Balance of Disbursements Authorities as of to date	-	14,900,112.50	14,900,112.50				


Certified Correct:  
  
 BERNARDO M. CAMAYA  
 Accountant III  
 Date: August 2, 2017

Approved By:  
  
 VIRGINIA P. ANDRES  
 Director III

Philippine Science High School - MC  
 OFFICE OF THE CAMPUS DIRECTOR  
 Archives and Records

**RECEIVED**

AUG 02 2017  
 9:15 AM



Rec'd  
 FRO  
 8/2/17

MONTHLY REPORT OF DISBURSEMENTS  
For the Month of August 1-31, 2017

Department of Science and Technology  
Agency: Philippine Science High School System  
Operating Unit: Philippine Science High School Dáman Campus  
Organization Code: 19 016 08 00011  
Funding Source Code: 1 01 101

PARTICULARS (1)	CURRENT YEAR BUDGET					PRIOR YEAR'S BUDGET										GRAND TOTAL						
	PS (2)	MOOE (3)	Fin Exp (4)	CO (5)	TOTAL (6)	PRIOR YEARS ACCOUNTS PAYABLE					CURRENT YEAR ACCOUNTS PAYABLE					Sub-Total (18)	PS (23)	MOOE (24)	Fin Exp (25)	CO (26)	TOTAL (27)	
						PS (7)	MOOE (8)	Fin Exp (9)	CO (10)	Sub-Total (11)	PS (12)	MOOE (13)	CO (15)	Sub-Total (16)	TOTAL (17)							
<b>JULY</b>																						
Notice of Cash Allocation	5,890,078.99	4,587,272.85		72,766.70	10,650,108.61				725,296.59	725,296.59					725,296.59	725,296.59		5,890,078.99	4,587,272.85		768,053.29	11,375,405.20
MDS Checks Issued	850,575.08	528,680.99			1,379,256.07				850,069.35	850,069.35					850,069.35	850,069.35		850,575.08	528,680.99		858,088.35	2,235,325.42
Advice to Debit Account	5,139,503.88	4,058,591.86		72,766.70	9,270,852.54				(130,772.76)	(130,772.76)					(130,772.76)	(130,772.76)		5,139,503.88	4,058,591.86		(54,018.06)	9,140,078.78
TRA Issued	1,344,979.05	198,681.23			1,608,075.75													1,344,979.05	198,681.23		68,215.47	1,608,075.75
<b>TOTAL</b>	<b>7,335,059.01</b>	<b>4,784,154.18</b>		<b>198,972.17</b>	<b>12,258,184.36</b>				<b>725,296.59</b>	<b>725,296.59</b>					<b>725,296.59</b>	<b>725,296.59</b>		<b>6,494,462.93</b>	<b>4,784,154.18</b>		<b>8,199.41</b>	<b>12,083,490.55</b>
<b>AUGUST</b>																						
Notice of Cash Allocation	6,043,534.70	6,314,636.92		1,311,337.78	13,669,509.48													6,043,534.70	6,314,636.92		1,311,338	13,669,509.48
MDS Checks Issued	103,325.00	268,491.26			371,816.26										13,297,693.20	13,297,693.20		103,325.00	268,491.26		-	371,816.26
Advice to Debit Account	5,940,209.78	6,048,145.66		1,311,337.78	13,297,693.20										13,297,693.20	13,297,693.20		5,940,209.78	6,048,145.66		1,311,337.78	13,297,693.20
TRA Issued	1,369,984.96	323,099.06			1,693,083.92													1,369,985	323,099.06		-	1,693,083.92
<b>TOTAL</b>	<b>7,413,519.82</b>	<b>6,637,735.98</b>		<b>-</b>	<b>15,362,683.36</b>				<b>-</b>	<b>-</b>					<b>13,297,693.20</b>	<b>13,297,693.20</b>		<b>7,413,519.82</b>	<b>6,637,735.98</b>		<b>1,311,337.78</b>	<b>15,362,683.36</b>
<b>SEPTEMBER</b>																						
Notice of Cash Allocation	-	-		-	-				-	-				-	-			-	-		-	-
MDS Checks Issued	-	-		-	-				-	-				-	-			-	-		-	-
Advice to Debit Account	-	-		-	-				-	-				-	-			-	-		-	-
TRA Issued	-	-		-	-				-	-				-	-			-	-		-	-
<b>TOTAL</b>	<b>-</b>	<b>-</b>		<b>-</b>	<b>-</b>				<b>-</b>	<b>-</b>					<b>-</b>	<b>-</b>		<b>-</b>	<b>-</b>		<b>-</b>	<b>-</b>
<b>3RD QUARTER</b>																						
Notice of Cash Allocation	12,033,613.72	10,901,909.87		1,384,094.48	24,319,618.07				725,296.59	725,296.59					725,296.59	725,296.59		12,033,613.72	10,901,909.87		2,109,281.07	25,044,914.66
MDS Checks Issued	953,900.08	797,172.25			1,751,072.33				850,069.35	850,069.35					850,069.35	850,069.35		953,900.08	797,172.25		858,088.35	2,607,141.68
Advice to Debit Account	11,078,713.64	10,104,737.62		1,384,094.48	22,568,545.74				(130,772.76)	(130,772.76)					(130,772.76)	(130,772.76)		11,078,713.64	10,104,737.62		1,263,321.72	22,437,772.98
TRA Issued	2,714,983.91	519,980.29			3,301,159.87													2,714,983.91	519,980.29		68,215.47	3,301,159.87
<b>GRAND TOTAL</b>	<b>14,748,577.63</b>	<b>11,421,890.16</b>		<b>138,972.17</b>	<b>27,620,777.74</b>				<b>725,296.59</b>	<b>725,296.59</b>					<b>725,296.59</b>	<b>725,296.59</b>		<b>13,894,002.55</b>	<b>11,421,890.16</b>		<b>1,319,537.19</b>	<b>29,346,074.33</b>

Summary	Previous Report	This Quarter	As of to date
Total Disbursements Authorities Received			
NCA	127,734,000.00	49,581,000.00	177,415,000.00
Fund	9,173,065.48	3,449,877.37	12,619,762.85
Less: Notice of Transfer Allocations			
Total Disbursements Authorities Available	136,907,065.48	53,127,977.37	190,034,762.85
Less: Lapsed NCA	35,060,967.45		35,060,967.45
Disbursements	101,846,118.03	28,346,074.33	130,192,192.36
Balance of Disbursements Authorities as of to date		24,781,903.04	24,781,903.04


Total Disbursement Program	Previous Report	This Quarter	As of to Date
Less Actual Disbursements	136,907,065.48	53,127,977.37	190,034,762.85
Over/Underpending	101,846,118.03	28,346,074.33	130,192,192.36
	35,060,967.45	24,781,903.04	59,842,870.49

Certified Correct:

*Bernardo M. Camaya*  
BERNARDO M. CAMAYA  
Accountant III  
Date: September 4, 2017

Approved By:

*Virgilio P. Andres*  
VIRGILIO P. ANDRES  
Director III  
Date: September 4, 2017



Page 2/2



**MONTHLY REPORT OF DISBURSEMENTS**  
For the Month of September 1-30, 2017

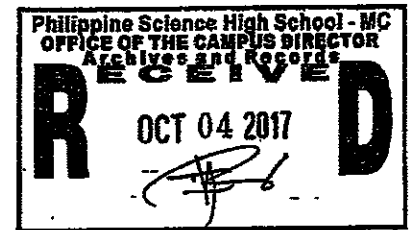

Department of Science and Technology  
 Agency Philippine Science High School System  
 Operating Unit Philippine Science High School Davao Campus  
 Organization Code 19 016 08 00011  
 Funding Source Code 1 01 101

PARTICULARS (1)	CURRENT YEAR BUDGET					PRIOR YEAR'S BUDGET										GRAND TOTAL						
	PS (2)	MOOE (3)	Fin Exp (4)	CO (5)	TOTAL (6)	PRIOR YEAR'S ACCOUNTS PAYABLE					CURRENT YEAR ACCOUNTS PAYABLE					Sub-Total (18)	PS (23)	MOOE (24)	Fin Exp (25)	CO (26)	TOTAL (27)	Remarks
						PS (7)	MOOE (8)	Fin Exp (9)	CO (10)	Sub-Total (11)	PS (12)	MOOE (13)	CO (14)	Sub-Total (15)	TOTAL (17)							
<b>JULY</b>																						
Notice of Cash Allocation	5,990,078.96	4,587,272.95		72,786.70	10,650,108.61				725,298.59	725,298.59					725,298.59						798,063.29	11,375,405.20
MDS Checks Issued	850,575.08	528,680.99			1,379,256.07				856,069.35	856,069.35					856,069.35						856,069.35	2,235,325.42
Advice to Debit Account	5,139,503.88	4,058,591.96		72,786.70	9,270,862.54				(130,772.76)	(130,772.76)					(130,772.76)					(58,016.06)	9,140,079.78	
TRA Issued	1,344,479.05	196,881.23		66,215.47	1,608,075.75																66,215.47	1,608,075.75
<b>TOTAL</b>	<b>7,339,058.01</b>	<b>4,784,154.18</b>		<b>199,972.17</b>	<b>12,258,184.36</b>				<b>725,298.59</b>	<b>725,298.59</b>				<b>725,298.59</b>						<b>8,199.41</b>	<b>12,983,480.65</b>	
<b>AUGUST</b>																						
Notice of Cash Allocation	6,043,534.78	6,314,638.82		1,311,337.78	13,669,509.48																6,043,535	13,669,509.48
MDS Checks Issued	103,325.00	268,491.28			371,816.28																103,325.00	371,816.28
Advice to Debit Account	5,940,209.78	6,046,145.54		1,311,337.78	13,297,693.20																5,940,209.78	13,297,693.20
TRA Issued	1,369,984.86	323,099.06			1,693,083.92																1,369,985	1,693,083.92
<b>TOTAL</b>	<b>7,413,519.82</b>	<b>6,637,735.98</b>		<b>1,311,337.78</b>	<b>15,382,593.38</b>																<b>7,413,519.82</b>	<b>15,382,593.38</b>
<b>SEPTEMBER</b>																						
Notice of Cash Allocation	10,026,683.22	4,986,082.23		8,316,127.80	22,539,893.25	28,224.64			736,057.15	764,281.79					764,281.79					10,026,683.22	23,704,165.04	
MDS Checks Issued	281,623.05	9,136,225			289,759.30				856,069.35	856,069.35					856,069.35						281,623.05	289,759.30
Advice to Debit Account	9,743,040.17	4,986,825.98		8,316,127.80	22,650,123.95	28,224.64			736,057.15	764,281.79					764,281.79					9,743,040.17	23,414,405.74	
TRA Issued	1,833,145.66	190,941.61			1,912,240.93																1,833,145.66	1,912,240.93
<b>TOTAL</b>	<b>11,899,808.88</b>	<b>4,796,033.94</b>		<b>8,408,281.46</b>	<b>24,852,124.18</b>	<b>28,224.64</b>			<b>1,472,114.30</b>	<b>764,281.79</b>				<b>764,281.79</b>						<b>11,899,808.88</b>	<b>25,616,405.97</b>	
<b>3RD QUARTER</b>																						
Notice of Cash Allocation	22,060,276.94	15,497,002.10		9,702,222.28	47,259,501.32	28,224.64			1,461,353.74	1,469,578.38					1,469,578.38					22,060,276.94	48,749,079.70	
MDS Checks Issued	1,235,523.13	805,308.50			2,040,831.63				856,069.35	856,069.35					856,069.35					1,235,523.13	2,898,900.98	
Advice to Debit Account	20,824,753.81	14,691,693.60		9,702,222.28	45,218,669.69	28,224.64			605,284.39	633,509.03					633,509.03					20,824,753.81	45,852,178.72	
TRA Issued	4,348,109.57	710,821.90		154,368.13	5,213,400.80																4,348,109.57	5,213,400.80
<b>GRAND TOTAL</b>	<b>25,408,396.51</b>	<b>16,207,824.00</b>		<b>9,858,691.41</b>	<b>62,472,901.92</b>	<b>28,224.64</b>			<b>2,197,410.89</b>	<b>1,469,578.38</b>				<b>1,469,578.38</b>						<b>25,637,811.43</b>	<b>63,962,480.30</b>	

	Previous Report	This Quarter	As of to date
Total Disbursements Authorities Received	127,734,000.00	138,528,896.00	266,262,896.00
Working Fund			
TRA	9,173,065.48	5,358,918.30	14,532,003.78
Less: Notice of Transfer Allocations			
Total Disbursements Available	128,607,065.48	143,887,804.30	280,794,899.78
Less: Lapsed NCA	85,089,967.43	69,925,324.00	124,968,291.43
Disbursements	101,846,118.03	33,962,480.30	155,808,598.33
Balance of Disbursements Authorities			

BERNARDO M. CAMAYA  
 Accountant III  
 Date: October 3, 2017

A. VIRGINIA F. ANDRES  
 Director III  
 Date: October 3, 2017



Department of Science and Technology  
 Agency Philippine Science High School System  
 Operating Unit Philippine Science High School Davao Campus  
 Organization Code 19 016 08 00011  
 Funding Source Code 1 01 101

MONTHLY REPORT OF DISBURSEMENTS  
 For the Month of October 1-31, 2017

AUDITING UNIT  
**RECEIVED**  
 By: *[Signature]*  
 Date: 10/17/2017  
 PHILIPPINE SCIENCE HIGH SCHOOL

FAR No. 4

PARTICULARS (1)	CURRENT YEAR BUDGET					PRIOR YEAR'S BUDGET										GRAND TOTAL					Remarks			
	PS (2)	MOOE (3)	Fin Exp (4)	CO (5)	TOTAL (6)	PRIOR YEARS ACCOUNTS PAYABLE					CURRENT YEAR ACCOUNTS PAYABLE					Sub-Total (18)	PS (23)	MOOE (24)	Fin Exp (25)	CO (26)		TOTAL (27)		
						PS (7)	MOOE (8)	Fin Exp (9)	CO (10)	Sub-Total (11)	PS (12)	MOOE (13)	CO (14)	Sub-Total (15)	TOTAL (17)									
<b>OCTOBER</b>																								
Notice of Cash Allocation	6,280,328.90	8,238,955.14		4,606,524.72	17,125,808.76	-	-	-	-	-	-	-	-	-	-	-	-	-	-	-	-	-	-	-
MDS Checks Issued	290,388.68	930,230.00		-	1,220,618.68	-	-	-	-	-	-	-	-	-	-	-	-	-	-	-	-	-	-	-
Advice to Debit Account	5,989,938.22	5,308,725.14		4,606,524.72	15,905,188.08	-	-	-	-	-	-	-	-	-	-	-	-	-	-	-	-	-	-	-
TRA Issued	1,632,139.45	136,118.48		478,898.89	2,247,156.82	-	-	-	-	-	-	-	-	-	-	-	-	-	-	-	-	-	-	-
<b>TOTAL</b>	<b>7,912,468.35</b>	<b>6,375,073.62</b>		<b>5,085,423.61</b>	<b>19,372,963.58</b>																			
<b>NOVEMBER</b>																								
Notice of Cash Allocation	-	-		-	-	-	-	-	-	-	-	-	-	-	-	-	-	-	-	-	-	-	-	-
MDS Checks Issued	-	-		-	-	-	-	-	-	-	-	-	-	-	-	-	-	-	-	-	-	-	-	-
Advice to Debit Account	-	-		-	-	-	-	-	-	-	-	-	-	-	-	-	-	-	-	-	-	-	-	-
TRA Issued	-	-		-	-	-	-	-	-	-	-	-	-	-	-	-	-	-	-	-	-	-	-	-
<b>TOTAL</b>																								
<b>DECEMBER</b>																								
Notice of Cash Allocation	-	-		-	-	-	-	-	-	-	-	-	-	-	-	-	-	-	-	-	-	-	-	-
MDS Checks Issued	-	-		-	-	-	-	-	-	-	-	-	-	-	-	-	-	-	-	-	-	-	-	-
Advice to Debit Account	-	-		-	-	-	-	-	-	-	-	-	-	-	-	-	-	-	-	-	-	-	-	-
TRA Issued	-	-		-	-	-	-	-	-	-	-	-	-	-	-	-	-	-	-	-	-	-	-	-
<b>TOTAL</b>																								
<b>4TH QUARTER</b>																								
Notice of Cash Allocation	6,280,328.90	8,238,955.14		4,606,524.72	17,125,808.76	-	-	-	-	-	-	-	-	-	-	-	-	-	-	-	-	-	-	-
MDS Checks Issued	290,388.68	930,230.00		-	1,220,618.68	-	-	-	-	-	-	-	-	-	-	-	-	-	-	-	-	-	-	-
Advice to Debit Account	5,989,938.22	5,308,725.14		4,606,524.72	15,905,188.08	-	-	-	-	-	-	-	-	-	-	-	-	-	-	-	-	-	-	-
TRA Issued	1,632,139.45	136,118.48		478,898.89	2,247,156.82	-	-	-	-	-	-	-	-	-	-	-	-	-	-	-	-	-	-	-
<b>GRAND TOTAL</b>	<b>7,912,468.35</b>	<b>6,375,073.62</b>		<b>5,085,423.61</b>	<b>19,372,963.58</b>																			

Summary	Previous Report	This Quarter	As of to date
Total Disbursements Authorized Received	289,262,886.00	37,385,878.00	303,648,562.00
Working Fund			
TRA	14,532,003.78	2,247,158.82	16,779,162.60
Less: Notice of Transfer Allocations			
Total Disbursements Available	290,794,889.78	39,632,832.82	320,427,722.60
Less: Lapsed NCA	124,989,291.45		124,989,291.45
Disbursements	165,806,598.33	19,372,963.58	175,181,561.91
Balance of Disbursements Authorized	-	20,259,869.24	20,259,869.24

	Previous Report	This Quarter	As of to Date
Total Disbursement Program	280,794,889.78	39,632,832.82	320,427,722.60
Less Actual Disbursements	280,794,889.78	17,125,808.76	297,920,686.54
Over/Underpending	-	22,507,028.08	22,507,028.08

*[Signature]*  
 BERNARDO M. CAMAYA  
 Accountant II  
 Date: November 3, 2017

*[Signature]*  
 VIRGILIA P. ANDRES  
 Director III  
 Date: November 3, 2017

Philippine Science High School - MC  
 OFFICE OF THE CAMPUS DIRECTOR  
 Archives and Records  
**RECEIVED**  
 NOV 03 2017  
*[Signature]*

*monday*

**MONTHLY REPORT OF DISBURSEMENTS**  
For the Month of November 1-30, 2017

FAR No. 4

Department of Science and Technology  
 Agency Philippine Science High School System  
 Operating Unit Philippine Science High School Dilaan Campus  
 Organization Code 18 018 08 00011  
 Funding Source Code 1 01 101

PARTICULARS (1)	CURRENT YEAR BUDGET					PRIOR YEAR'S BUDGET										GRAND TOTAL					REMARKS (27)			
	PS (2)	MOOE (3)	Fin Exp (4)	CO (5)	TOTAL (6)	PRIOR YEARS ACCOUNTS PAYABLE					CURRENT YEAR ACCOUNTS PAYABLE					PS (23)	MOOE (24)	Fin Exp (25)	CO (26)	TOTAL (27)				
						PS (7)	MOOE (8)	Fin Exp (9)	CO (10)	Sub-Total (11)	PS (12)	MOOE (13)	CO (14)	Sub-Total (15)	TOTAL (16)									
<b>OCTOBER</b>																								
Notice of Cash Allocation	6,280,328.90	6,238,955.14		4,606,524.72	17,125,808.76													6,280,328.90	6,238,955.14	4,606,524.72	17,125,808.76			
MDS Checks Issued	290,388.68	930,230.00			1,220,618.68													290,388.68	930,230.00		1,220,618.68			
Advice to Debit Account	5,989,938.22	5,308,725.14		4,606,524.72	15,905,188.08													5,989,938.22	5,308,725.14	4,606,524.72	15,905,188.08			
TRA Issued	1,632,139.45	136,118.48		478,898.89	2,247,156.82													1,632,139.45	136,118.48	478,898.89	2,247,156.82			
<b>TOTAL</b>	<b>7,912,466.35</b>	<b>6,375,073.62</b>		<b>5,085,423.61</b>	<b>19,372,963.59</b>													<b>7,912,466.35</b>	<b>6,375,073.62</b>	<b>5,085,423.61</b>	<b>19,372,963.59</b>			
<b>NOVEMBER</b>																								
Notice of Cash Allocation	14,377,077.53	6,501,767.43		13,869.16	20,892,414.12													14,377,077.53	6,501,767.43	13,869.16	20,892,414.12			
MDS Checks Issued	254,788.34	36,101.20			290,889.54													254,788.34	36,101.20		290,889.54			
Advice to Debit Account	14,122,289.19	6,465,868.23		13,569.16	20,801,524.58									251,531.08	251,531.08	251,531.08				14,122,289.19	6,465,868.23	251,531.08	20,853,055.06	
TRA Issued	1,629,618.58	299,384.32		78,858.35	2,007,959.23													1,629,617	299,384.32	78,858.35	2,007,959.23			
<b>TOTAL</b>	<b>19,006,694.09</b>	<b>6,801,151.78</b>		<b>32,527.51</b>	<b>22,900,373.33</b>									<b>251,531.08</b>	<b>251,531.08</b>	<b>251,531.08</b>				<b>16,006,694.09</b>	<b>6,801,151.78</b>	<b>344,058.59</b>	<b>23,151,904.43</b>	
<b>DECEMBER</b>																								
Notice of Cash Allocation																								
MDS Checks Issued																								
Advice to Debit Account																								
TRA Issued																								
<b>TOTAL</b>																								
<b>4TH QUARTER</b>																								
Notice of Cash Allocation	20,657,404.43	12,740,722.57		4,620,093.88	38,018,220.88													20,657,404.43	12,740,722.57	4,620,093.88	38,018,220.88			
MDS Checks Issued	545,177.02	968,331.20			1,511,508.22													545,177.02	968,331.20		1,511,508.22			
Advice to Debit Account	20,112,227.41	11,774,391.57		4,620,093.88	36,506,712.86									251,531.08	251,531.08	251,531.08				20,112,227.41	11,774,391.57	4,871,624.96	36,758,243.74	
TRA Issued	3,261,739.01	438,502.80		557,857.24	4,255,116.05													3,261,736.01	438,502.80	557,857.24	4,255,116.05			
<b>GRAND TOTAL</b>	<b>23,919,468.44</b>	<b>13,178,225.37</b>		<b>5,177,951.12</b>	<b>42,273,336.93</b>									<b>251,531.08</b>	<b>251,531.08</b>	<b>251,531.08</b>				<b>23,919,160.44</b>	<b>13,178,225.37</b>	<b>5,429,482.20</b>	<b>42,524,868.01</b>	

Summary	Previous Report	This Quarter	As of to date
Total Disbursements Authorities Received			
NCA	298,282,886.00	108,008,051.00	374,270,937.00
Working Fund			
TRA	14,532,003.78	4,255,116.05	18,787,119.83
Less: Notice of Transfer Allocations			
Total Disbursements Available	290,794,889.78	112,263,167.05	393,058,056.83
Less: Lapsed NCA	124,886,291.45		124,886,291.45
Disbursements	155,808,598.33	42,524,868.01	198,333,466.34
Balance of Disbursements Authorities	-	69,738,299.04	69,738,299.04

	Previous Report	This Quarter	As of to Date
Total Disbursement Program	280,794,889.78	112,263,167.05	112,263,167.05
Less: Actual Disbursements	280,794,889.78	42,524,868.01	42,524,868.01
Over/Under-spending	-	69,738,299.04	69,738,299.04

*[Signature]*  
**BERNARDO M. CAMAYA**  
 Accountant III  
 Date: December 4, 2017

*[Signature]*  
**VERGINIA P. ANDRES**  
 Director III  
 Date: December 4, 2017

**RECEIVED**  
**PSHS - OED**  
 Accounting Unit

*[Signature]*  
 12/05/17

Revised.

MONTHLY REPORT OF DISBURSEMENTS  
For the Month of December 1-31, 2017


FAR No. 4


Department of Science and Technology  
Agency Philippine Science High School System  
Operating Unit Philippine Science High School Diliman Campus  
Organization Code 19 010 00 00011  
Funding Source Code 1 01 101

PARTICULARS (1)	CURRENT YEAR BUDGET					PRIOR YEAR'S BUDGET										GRAND TOTAL					Remarks		
	PS (2)	MOOE (3)	Fin Exp (4)	CO (5)	TOTAL (6)	PRIOR YEAR'S ACCOUNTS PAYABLE					CURRENT YEAR ACCOUNTS PAYABLE					Sub-Total (18)	PS (23)	MOOE (24)	Fin Exp (25)	CO (26)		TOTAL (27)	
						PS (7)	MOOE (8)	Fin Exp (9)	CO (10)	Sub-Total (11)	PS (12)	MOOE (13)	CO (14)	Sub-Total (15)	TOTAL (17)								
<b>OCTOBER</b>																							
Notice of Cash Allocation	8,280,326.90	6,238,955.14		4,808,524.72	17,125,806.76	-	-																
MDS Checks Issued	290,389.88	930,230.00			1,220,619.88																		
Advice to Debit Account	5,988,938.22	5,308,725.14		4,508,524.72	15,805,188.08																		
TRA Issued	1,632,139.45	136,118.48		478,898.89	2,247,156.82																		
<b>TOTAL</b>	<b>7,912,489.35</b>	<b>6,373,073.82</b>		<b>9,695,423.81</b>	<b>19,372,963.58</b>																		
<b>NOVEMBER</b>																							
Notice of Cash Allocation	14,377,877.53	8,501,767.43		13,589.18	20,892,414.12																		
MDS Checks Issued	254,788.34	36,101.20			290,889.54																		
Advice to Debit Account	14,122,288.19	6,465,688.23		13,369.18	20,601,524.58																		
TRA Issued	1,629,819.56	289,384.32		78,958.35	2,007,958.23																		
<b>TOTAL</b>	<b>16,008,894.08</b>	<b>6,891,151.75</b>		<b>92,527.51</b>	<b>22,900,573.35</b>																		
<b>DECEMBER</b>																							
Notice of Cash Allocation	19,728,328.57	9,384,422.57		60,167,868.89	89,278,619.83				1,348,741.55	1,348,741.55													
MDS Checks Issued	694,885.95	1,492,680.14		3,778,407.86	5,815,973.85				1,348,741.55	1,348,741.55													
Advice to Debit Account	19,031,442.62	7,521,742.43		53,389,480.83	83,342,645.88				1,348,741.55	1,348,741.55													
TRA Issued	1,512,848.83	150,818.01		431,236.42	2,094,703.26																		
<b>TOTAL</b>	<b>21,239,177.50</b>	<b>9,533,040.58</b>		<b>60,599,105.11</b>	<b>91,373,923.10</b>				<b>1,348,741.55</b>	<b>1,348,741.55</b>													
<b>4TH QUARTER</b>																							
Notice of Cash Allocation	40,385,733.00	22,126,145.14		84,787,962.57	127,298,840.71				1,348,741.55	1,348,741.55													
MDS Checks Issued	1,240,082.97	2,429,011.54		3,778,407.86	7,447,482.17				1,348,741.55	1,348,741.55													
Advice to Debit Account	39,143,678.83	19,696,133.80		61,009,554.71	119,849,358.54				1,348,741.55	1,348,741.55													
TRA Issued	4,174,534.94	589,120.81		989,093.66	6,349,819.41																		
<b>GRAND TOTAL</b>	<b>45,159,337.84</b>	<b>22,711,283.95</b>		<b>65,777,029.23</b>	<b>133,648,000.12</b>				<b>1,348,741.55</b>	<b>1,348,741.55</b>													

	Previous Report	This Quarter	As of to date
Total Disbursements Authorities Received			
NCA	206,262,808.00	143,951,278.00	410,214,182.00
Working Fund			
TRA	14,532,003.78	8,340,819.41	20,881,823.19
Less: Notice of Transfer Allocations			
Total Disbursements Authorities Available	220,794,811.78	152,292,097.41	431,095,965.19
Less: Lapsed NCA	124,886,291.45	15,306,853.74	140,293,145.19
Disbursements	155,808,520.33	134,995,401.67	290,804,000.00
Balance of Disbursements Authorities			

	Previous Report	This Quarter	As of to date
Total Disbursement Program	290,794,811.78	150,301,095.41	431,095,965.19
Less: Actual Disbursements	134,886,291.45	134,995,401.67	290,804,000.00
Over/Under-spending	155,808,520.33	15,306,853.74	140,293,145.19

  
BERNARDO M. CAMAYA  
Accountant III  
Date: January 9, 2017

  
VIRGINIA P. ANDRES  
Director III  
Date: January 9, 2017