

**MONTHLY REPORT OF DISBURSEMENTS**  
For the Month of April 1-30, 2018

FAR No. 4


Department of Science and Technology  
 Agency Philippine Science High School System  
 Operating Unit Philippine Science High School Diliman Campus  
 Organization Code 19 016 08 00011  
 Funding Source Code 1 01 101


PARTICULARS (1)	CURRENT YEAR BUDGET					PRIOR YEAR'S BUDGET					GRAND TOTAL					Remarks
	PS (2)	MOOE (3)	Fin Exp (4)	CO (5)	TOTAL (6)	PRIOR YEAR'S ACCOUNTS PAYABLE					PS (12)	MOOE (13)	Fin Exp (14)	CO (15)	TOTAL (16)	
						PS (7)	MOOE (8)	Fin Exp (9)	CO (10)	Sub-Total (11)						
<b>APRIL</b>																
Cash Allocation																
MDS Checks Issued	1,870,374.20	17,014.90	-	-	1,887,389.10	-	-	-	-	-	1,870,374.20	17,014.90	-	-	1,887,389.10	
Advice to Debit Account	7,358,215.24	8,015,161.74	-	-	15,373,376.98	-	1,294,788.74	-	5,514,247.07	6,809,045.61	7,358,215.24	9,309,960.48	-	5,514,247.07	22,182,422.79	
TRA Issued	1,774,507.50	50,406.10	-	-	1,824,913.60	-	183,948.90	-	403,974.75	587,923.65	1,774,507.50	234,355.00	-	403,974.75	2,412,837.25	
<b>TOTAL</b>	<b>11,003,096.94</b>	<b>8,082,582.74</b>	<b>-</b>	<b>-</b>	<b>19,085,679.68</b>	<b>-</b>	<b>1,478,747.64</b>	<b>-</b>	<b>5,918,221.82</b>	<b>7,396,969.46</b>	<b>11,003,096.94</b>	<b>9,561,330.38</b>	<b>-</b>	<b>5,918,221.82</b>	<b>26,482,649.14</b>	
<b>MAY</b>																
Notice of Cash Allocation																
MDS Checks Issued																
Advice to Debit Account																
TRA Issued																
<b>TOTAL</b>	<b>-</b>	<b>-</b>	<b>-</b>	<b>-</b>	<b>-</b>	<b>-</b>	<b>-</b>	<b>-</b>	<b>-</b>	<b>-</b>	<b>-</b>	<b>-</b>	<b>-</b>	<b>-</b>	<b>-</b>	<b>-</b>
<b>JUNE</b>																
Notice of Cash Allocation																
MDS Checks Issued																
Advice to Debit Account																
TRA Issued																
<b>TOTAL</b>	<b>-</b>	<b>-</b>	<b>-</b>	<b>-</b>	<b>-</b>	<b>-</b>	<b>-</b>	<b>-</b>	<b>-</b>	<b>-</b>	<b>-</b>	<b>-</b>	<b>-</b>	<b>-</b>	<b>-</b>	<b>-</b>
<b>SECOND QUARTER</b>																
Notice of Cash Allocation																
MDS Checks Issued	1,870,374.20	17,014.90	-	-	1,887,389.10	-	-	-	-	-	1,870,374.20	17,014.90	-	-	1,887,389.10	
Advice to Debit Account	7,358,215.24	8,015,161.74	-	-	15,373,376.98	-	1,294,788.74	-	5,514,247.07	6,809,045.61	7,358,215.24	9,309,960.48	-	5,514,247.07	22,182,422.79	
TRA Issued	1,774,507.50	50,406.10	-	-	1,824,913.60	-	183,948.90	-	403,974.75	587,923.65	1,774,507.50	234,355.00	-	403,974.75	2,412,837.25	
<b>GRAND TOTAL</b>	<b>11,003,096.94</b>	<b>8,082,582.74</b>	<b>-</b>	<b>-</b>	<b>19,085,679.68</b>	<b>-</b>	<b>1,478,747.64</b>	<b>-</b>	<b>5,918,221.82</b>	<b>7,396,969.46</b>	<b>11,003,096.94</b>	<b>9,561,330.38</b>	<b>-</b>	<b>5,918,221.82</b>	<b>26,482,649.14</b>	

Summary

	Previous Report	This Month	As of to date		Previous Report	This Month	As of to date
Total Disbursements Authorities Received				Total Disbursement Program	60,789,282.20	32,838,837.25	93,628,119.45
NCA	58,341,000.00	30,425,000.00	88,767,000.00	Less Actual Disbursements	(60,792,274.16)	(26,482,649.14)	(87,274,923.30)
Working Fund				Over/Underpending	7,008.04	6,356,188.11	6,363,196.15
TRA	2,458,282.20	2,412,837.25	4,871,119.45				
Less: Notice of Transfer Allocations							
Total Disbursements Authority Available	60,799,282.20	32,838,837.25	93,638,119.45				
Less: Lapsed NCA							
Disbursements	(60,792,274.16)	(26,482,649.14)	(87,274,923.30)				
Balance of Disbursements Authorities	7,008.04	6,356,188.11	6,363,196.15				

  
**BERNARDO M. CAMAYA**  
 Accountant III  
 Date: 5/01/18

  
**VIRGILIO P. ANDRES**  
 Director III  
 Date: \_\_\_\_\_



**MONTHLY REPORT OF DISBURSEMENTS**  
For the Month of May 1-31, 2018

Department of Science and Technology  
 Agency Philippine Science High School System  
 Operating Unit Philippine Science High School Diliman Campus  
 Organization Code 19 016 08 00011  
 Funding Source Code 1 01 101


PARTICULARS (1)	CURRENT YEAR BUDGET					PRIOR YEAR'S BUDGET					GRAND TOTAL					Remarks
	PS (2)	MOOE (3)	Fin Exp (4)	CO (5)	TOTAL (6)	PRIOR YEAR'S ACCOUNTS PAYABLE					PS (12)	MOOE (13)	Fin Exp (14)	CO (15)	TOTAL (16)	
						PS (7)	MOOE (8)	Fin Exp (9)	CO (10)	Sub-Total (11)						
<b>APRIL</b>																
Notice of Cash Allocation																
MDS Checks Issued	1,870,374.20	17,014.90			1,887,389.10											
Advice to Debit Account	7,358,215.24	8,015,161.74			15,373,376.98		1,294,798.74		5,514,247.07	6,809,045.81	7,358,215.24	9,309,950.48		5,514,247.07	22,182,422.79	
TRA Issued	1,774,517.50	50,406.10			1,824,923.60		183,948.90		403,974.75	587,923.65	1,774,507.50	234,355.00		403,974.75	2,412,837.25	
<b>TOTAL</b>	<b>11,003,095.94</b>	<b>8,082,582.74</b>			<b>19,085,678.68</b>		<b>1,478,747.64</b>		<b>5,918,221.82</b>	<b>7,396,969.46</b>	<b>11,003,095.94</b>	<b>9,561,330.38</b>		<b>5,918,221.82</b>	<b>26,482,649.14</b>	
<b>MAY</b>																
Notice of Cash Allocation																
MDS Checks Issued	2,191,472.79	101,462.50			2,292,935.29											
Advice to Debit Account	14,282,322.43	4,149,728.68			18,432,051.11	46,151.29	919,330.02		8,311,699.92	9,277,181.23	14,328,473.72	5,069,058.70		8,311,699.92	27,709,232.34	
TRA Issued	1,154,399.44	252,650.12			1,407,049.56		55,273.26		293,819.19	389,092.47	1,164,359.44	357,933.40		293,819.19	1,816,152.03	
<b>TOTAL</b>	<b>17,628,194.66</b>	<b>4,513,851.30</b>			<b>22,142,045.96</b>	<b>46,151.29</b>	<b>1,014,603.30</b>		<b>8,605,519.11</b>	<b>9,666,273.70</b>	<b>17,628,345.95</b>	<b>5,528,454.60</b>		<b>8,605,519.11</b>	<b>31,818,319.66</b>	
<b>JUNE</b>																
Notice of Cash Allocation																
MDS Checks Issued																
Advice to Debit Account																
TRA Issued																
<b>TOTAL</b>																
<b>SECOND QUARTER</b>																
Notice of Cash Allocation																
MDS Checks Issued	4,051,846.99	118,477.40			4,180,324.39						4,051,846.99	118,477.40			4,180,324.39	
Advice to Debit Account	21,640,537.67	12,164,890.42			33,805,428.09	46,151.29	2,214,128.76		13,825,946.99	16,086,227.04	21,650,688.96	14,379,919.18		13,825,946.99	49,891,656.13	
TRA Issued	2,939,806.94	313,056.22			3,252,863.16		279,222.18		697,793.94	977,016.12	2,938,806.94	592,288.40		697,793.94	4,228,989.28	
<b>GRAND TOTAL</b>	<b>28,641,291.60</b>	<b>12,596,434.04</b>			<b>41,237,725.64</b>	<b>46,151.29</b>	<b>2,493,350.94</b>		<b>14,523,740.93</b>	<b>17,053,243.16</b>	<b>28,657,442.89</b>	<b>15,069,784.98</b>		<b>14,523,740.93</b>	<b>58,300,958.80</b>	

Summary

	Previous Report	This Month	As of to date
Total Disbursements Authorities Received			
NCA	88,767,000.00	23,690,000.00	112,457,000.00
Working Fund			
TRA	4,871,119.45	1,816,152.03	6,687,271.48
Less: Notice of Transfer Allocations			
Total Disbursements Authorities Available	93,638,119.45	25,506,152.03	119,144,271.48
Less: Lapsed NCA			
Disbursements	(87,274,923.30)	(31,818,319.66)	(119,093,242.96)
Balance of Disbursements Authorities	6,363,196.15	(6,312,167.63)	51,028.52

	Previous Report	This Month	As of to date
Total Disbursement Program	93,638,119.45	25,506,152.03	119,144,271.48
Less Actual Disbursements	(87,274,923.30)	(31,818,319.66)	(119,093,242.96)
Overt/Under-spending	6,363,196.15	(6,312,167.63)	51,028.52

  
**BERNARDO M. CAMAYA**  
 Assistant III  
 Date: 6/1/18

  
**VIRGINIA P. AMBRES**  
 Director III  
 Date: 6/1/18



AUDITING UNIT  
RECEIVED

FAR No. 4

MONTHLY REPORT OF DISBURSEMENTS  
For the Month of JUNE 1-30, 2018

Department: Department of Science and Technology  
Agency: Philippine Science High School System  
Operating Unit: Philippine Science High School Davao Campus  
Organization Code: 19 016 08 00011  
Funding Source Code: 1 01 101

By: G. [Signature]  
Date: 7/1/18 3:25pm  
PHILIPPINE SCIENCE HIGH SCHOOL

PARTICULARS (1)	CURRENT YEAR BUDGET					PRIOR YEAR'S BUDGET					GRAND TOTAL					Remarks
	PS (2)	MOOE (3)	Fin Exp (4)	CO (5)	TOTAL (6)	PRIOR YEAR'S ACCOUNTS PAYABLE					PS (12)	MOOE (13)	Fin Exp (14)	CO (15)	TOTAL (16)	
						PS (7)	MOOE (8)	Fin Exp (9)	CO (10)	Sub-Total (11)						
<b>APRIL</b>																
Notice of Cash Allocation																
MDS Checks Issued	1,870,374.20	17,014.50			1,887,388.70											
Advice to Debit Account	7,359,215.24	8,015,161.74			15,374,376.98		1,294,798.74		5,614,247.07	6,809,045.81	7,359,215.24	9,309,950.48		5,614,247.07	22,182,422.79	
TRA Issued	1,774,507.50	59,406.10			1,833,913.60		183,948.90		403,974.75	587,923.65	1,774,507.50	234,355.00		403,974.75	2,412,837.25	
<b>TOTAL</b>	<b>11,003,096.94</b>	<b>8,082,582.74</b>			<b>19,085,679.68</b>		<b>1,478,747.64</b>		<b>5,918,221.82</b>	<b>7,396,969.46</b>	<b>11,003,096.94</b>	<b>9,551,330.38</b>		<b>5,918,221.82</b>	<b>25,482,649.14</b>	
<b>MAY</b>																
Notice of Cash Allocation																
MDS Checks Issued	2,191,472.79	101,462.50			2,292,935.29						2,191,472.79	101,462.50			2,292,935.29	
Advice to Debit Account	14,282,322.43	4,149,729.59			18,432,051.11	46,151.29	919,330.02		8,311,695.92	9,277,181.23	14,328,473.72	5,089,053.70		8,311,695.92	27,709,232.24	
TRA Issued	1,154,399.44	262,565.12			1,427,059.56		55,273.28		293,819.19	389,092.47	1,154,399.44	357,933.40		293,819.19	1,815,152.03	
<b>TOTAL</b>	<b>17,628,194.66</b>	<b>4,513,851.30</b>			<b>22,152,045.96</b>	<b>46,151.29</b>	<b>1,014,603.30</b>		<b>8,605,519.11</b>	<b>9,666,273.70</b>	<b>17,684,345.95</b>	<b>5,528,454.60</b>		<b>8,605,519.11</b>	<b>31,818,319.66</b>	
<b>JUNE</b>																
Notice of Cash Allocation																
MDS Checks Issued	4,365,970.58	1,540,456.92			5,906,427.50	(6,452.16)			371,472.51	565,020.35	4,359,518.42	1,540,456.92		371,472.51	6,271,447.85	
Advice to Debit Account	6,407,479.59	7,151,434.58		4,710,343.20	18,269,257.37		215,275.37		5,633,039.23	6,848,313.60	6,407,479.59	7,366,709.95		11,343,381.43	28,117,570.97	
TRA Issued	1,192,889.36	165,570.70			1,358,460.06	2,247.12	33,352.20		359,344.37	433,943.69	1,194,936.48	188,922.90		399,344.37	1,782,203.75	
<b>TOTAL</b>	<b>11,966,339.53</b>	<b>8,857,462.20</b>		<b>4,710,343.20</b>	<b>25,533,944.93</b>	<b>(4,205.04)</b>	<b>248,627.57</b>		<b>7,402,856.11</b>	<b>7,647,277.64</b>	<b>11,961,934.49</b>	<b>9,106,089.77</b>		<b>12,113,198.31</b>	<b>33,181,222.57</b>	
<b>SECOND QUARTER</b>																
Notice of Cash Allocation																
MDS Checks Issued	8,427,917.57	1,659,934.32			10,088,751.89	(6,452.16)			371,472.51	365,020.35	8,421,365.41	1,658,934.32		371,472.51	10,451,772.24	
Advice to Debit Account	29,048,017.26	19,315,325.00		4,710,343.20	52,074,685.46	46,151.29	2,429,404.13		20,458,985.22	22,934,540.64	29,094,168.55	21,745,729.13		25,169,328.42	75,009,226.10	
TRA Issued	4,131,596.30	478,626.92			4,610,223.22	2,247.12	312,574.39		1,036,138.31	1,410,959.81	4,133,843.42	791,211.30		1,095,139.31	5,021,193.03	
<b>GF TOTAL</b>	<b>40,627,431.13</b>	<b>21,453,856.24</b>		<b>4,710,343.20</b>	<b>66,771,670.57</b>	<b>41,946.25</b>	<b>2,741,978.51</b>		<b>21,926,595.04</b>	<b>24,710,520.69</b>	<b>40,849,377.38</b>	<b>24,195,874.75</b>		<b>26,636,939.24</b>	<b>91,482,191.37</b>	

	Previous Report	This Month	As of to date
Total Disbursements Authorities Received			
NCA	112,457,000.00	31,532,538.00	143,989,538.00
Working Fund			
TRA	6,687,271.48	1,792,203.75	8,479,475.23
Less: Notice of Transfer Allocations			
Total Disbursements Authorities Available	119,144,271.48	33,324,741.75	152,469,013.23
Less: Lapsed NCA			
Disbursements	(119,093,242.95)	(33,181,222.57)	(152,274,465.53)
Balance of Disbursements Authorities	51,028.52	143,519.18	194,547.70

	Previous Report	This Month	As of to date
Total Disbursement Program	119,144,271.48	33,324,741.75	152,469,013.23
Less: Actual Disbursements	(119,093,242.95)	(33,181,222.57)	(152,274,465.53)
Over/Underpending	51,028.52	143,519.18	194,547.70

BERNARDO M. CAMAYA  
Accountant III  
Date: 7/1/18

VIRGINIA P. ANDRES  
Director III  
Date: 7/1/18

